


# Jamuna Bank PLC's AGM Operational Manual


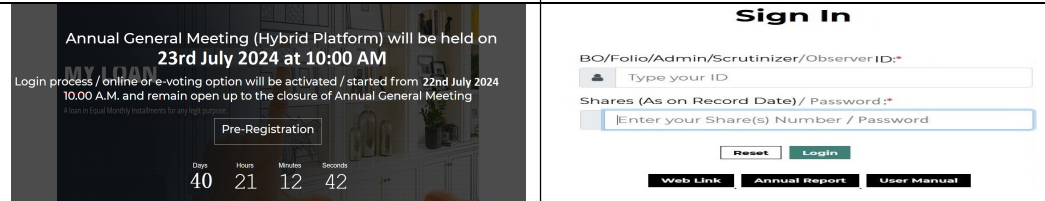
**Online AGM & e-voting system** with this simple step for Shareholder:


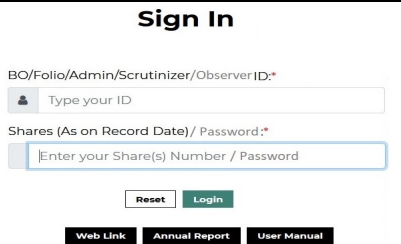
**Supported Browser:** Latest version of


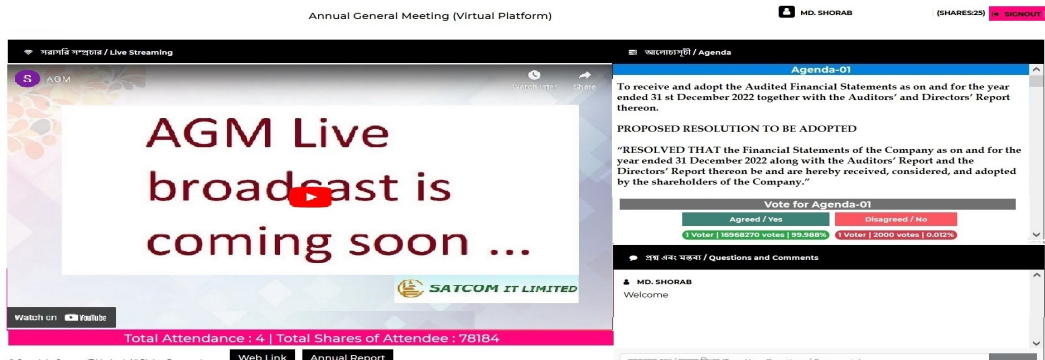
Google Chrome , Microsoft Edge , Opera , Safari , Mozilla Firefox 

**Supported Device:** Laptop, Desktop, Tab, Mobile (android/ iPhone)

 <p><b>Step - 1</b></p>	<p><b>Log in to the link-</b></p>
	<p><b><a href="https://jamunabank.bdvirtualagm.com">https://jamunabank.bdvirtualagm.com</a></b></p>

 <p><b>Step - 2</b></p>	<p><b>Log on Interface</b></p>	
	<p><b>Before Activation</b></p>	<p><b>After Activation</b></p>
		
<p><b>Pre-Registration:</b>                  Members who would like to express their views/ask questions as a speaker at the Meeting may pre-register themselves by sending a request from their registered e-mail address/mobile number mentioning their BO/Folio ID 25 hours before the AGM. (AGM will be held on 23rd July 2024 (Tuesday) at 10:00 AM BST). Only those Members who have pre-registered themselves as a speaker will be allowed to express their views/ask questions during the AGM. The Company reserves the right to restrict the number of speakers depending on the availability of time for the AGM.</p>		

 <p><b>Step - 3</b></p>	<p><b>Login screen:</b></p>	
	<p>a) Type <b>16 digit BO</b> number or <b>Folio</b> number*</p> <p>b) Click <b>Next</b> button then</p> <p>c) Number of <b>Share(s)</b> as on record date</p> <p>d) Click <b>Login</b> button</p>	

 <p><b>Step - 4</b></p>	<p><b>Shareholders can see:</b></p> <p>a) Live Streaming, b) Total attendance (Number of Shareholders with Total Shares), c) Agenda &amp; Agenda wise voting result d) Question &amp; Comments.</p>
	

**Shareholders can do:**  
 Shareholders can vote (**Yes / No**) for any Agenda  
 Click on **Green Button For Favor** or  
 Click on **Red Button For Against**

**Step - 5**

**Shareholders can do:**  
 Shareholder can submit Question or Comments.  
**Type** your Question or Comments (English or Bangla) then click **Submit** Button.

**Step - 6**

**Shareholders can download:**  
 On login screen- Annual Report, Notice, User Manual & can see company's web site  
 On live streaming screen - Annual Report & can see company's web site

**Step - 7**

**Shareholders can Sign out:**  
 Shareholder can **Sign out** the AGM & e-voting system

**Step - 8**