





# INDEPENDENT AUDITORS' REPORT

to the Shareholders of Jamuna Bank PLC.

## Report on the Audit of the Consolidated and Separate Financial Statements

### Opinion

We have audited the consolidated financial statements of Jamuna Bank PLC. and its subsidiaries (the Group) as well as the separate financial statements of Jamuna Bank PLC. (the "Bank"), which comprise the consolidated and separate balance sheets as at 31 December 2025, and consolidated and separate profit and loss accounts, consolidated and separate statements of changes in equity and consolidated and separate cash flows for the year then ended, and notes to the consolidated and separate financial statements, including material accounting policy information.

In our opinion, the accompanying consolidated and separate financial statements give a true and fair view of the consolidated financial position of the Group and the separate financial position of the Bank as at 31 December 2025, and of its consolidated and separate financial performance and its consolidated and separate cash flows for the year then ended in accordance with Rules and Regulation issued by Bangladesh Bank and IFRS Accounting Standards as issued by the International Accounting Standards Board (IASB) as explained in Note# 2.

### Basis for Opinion

We conducted our audit in accordance with International Standards on Auditing (ISAs). Our responsibilities under those standards are further described in the Auditor's Responsibilities for the Audit of the Financial Statements section of our report. We are independent of the Bank in accordance with the International Ethics Standards Board for Accountants' International Code of Ethics for Professional Accountants (including International Independence Standards) (IESBA Code), as applicable to audits of the financial statements of public interest entities, together with the ethical requirements that are relevant to audits of the financial statements of public interest entities in Bangladesh. We have also fulfilled our other ethical responsibilities in accordance with these requirements and the IESBA Code. We believe that the audit evidence we have obtained is sufficient and appropriate to provide a basis for our opinion.

### Emphasis of Matter

We draw attention to note 2 to the financial statements where management has explained the basis of preparation of financial statements including compliance with Rules and Regulations issued by Bangladesh Bank on classification of loans and advances/ investments (for Islami Banks), and required impairment provision. Our opinion is not modified in respect of this matter.

### Key Audit Matters

Key audit matters are those matters that, in our professional judgement, were of most significance in our audit of the consolidated and separate financial statements of the current period. These matters were addressed in the context of our audit of the consolidated and separate financial statements as a whole, and in forming our opinion thereon, and we do not provide a separate opinion on these matters. For each matter below our description of how our audit addressed the matter is provided in that context.

Key audit matters	How our audit addressed the key audit matters
<p><b>01. Measurement of provision for loans and advances:</b></p> <p>With reference to Note 13.1 to the financial statements, the process for calculating the provision for loans and advances/ investments and leases portfolio associated with credit risk is significant and complex. The Bank calculates provision for loans, advances/investments and leases by considering various factors such as rate of provision, loan category, expiry date, outstanding balance, interest suspense amount, value of eligible collateral as per BRPD circular no. 15, dated 27 November 2024 and its subsequent amendments.</p> <p>During the year, Bangladesh Bank introduced policy support under its selection committee for policy support for financially distressed borrowers, allowing restructuring and rescheduling of eligible loans under specified conditions, including concessional terms, extended repayment periods, and grace facilities.</p>	<p>We tested the design and operating effectiveness of key controls focusing on the following:</p> <ul style="list-style-type: none"> <li>• Credit appraisal, loan disbursement procedures, monitoring and provisioning process;</li> <li>• Tested the key internal controls as well as the provisioning process, the management of impaired loans as well as the adequacy of the classification in compliance with the Bangladesh Bank Guidelines;</li> <li>• Tested the related controls for loans provisioning in relation to BRPD circular no. 14, dated 23 September 2012 and its subsequent amendments.</li> </ul> <p>Our substantive procedures in relation to the provision for loans and advances portfolio comprised the following:</p>

Key audit matters	How our audit addressed the key audit matters
<p>Further, Bangladesh Bank introduced BRPD Circular No. 07 dated 16 September 2025 and its amendments, allowing restructuring and rescheduling of eligible loans under policy support with specified conditions and facilities under supervision of the bank.</p> <p>Importantly, as per BRPD Circular No. 07, banks are required to maintain an amount equivalent to the specific provision held prior to rescheduling as general provision against borrowers who have availed such policy support.</p> <p>In Bangladesh, non-performing loans have been increasing day by day. Banks need to maintain provisions for additional non-performing loans in line with the central bank's guidelines. The Bank identifies impaired loan accounts and calculates required provisions manually.</p> <p>Loan write-off involves significant judgment in determining eligibility, adequacy of provisioning and compliance with regulatory requirements. The Bank executed write-offs in accordance with Bangladesh Bank BRPD Circular No. 04 dated 18 February 2024, as subsequently updated by BRPD Circular No. 08 dated 19 October 2025.</p> <p>Furthermore, management has incentive to maintain lower provisions for loans and advances to overstate profit. Considering these factors, we have considered measurement of provision for loans, advances investments and leases as significant risk as well as a key audit matter.</p> <p>At the end of the year, the Group reported total gross loans and advances amounting to BDT 16,007.35 Crore (2024: BDT 17,199.11 Crore), with a maintained provision for loans and advances of BDT 9,278.66 Crore (2024: BDT 9,622.12 Crore). Meanwhile, on a solo basis, the Bank reported loans and advances totaling BDT 15,886.28 Crore (2024: BDT 17,083.39 Crore) and maintained provision for loans and advances of BDT 9,278.66 Crore (2024: BDT 9,622.12 Crore).</p>	<p>For Confirming the classification of rescheduled, lease, loans and advances and write-off. we performed the following procedure:</p> <ul style="list-style-type: none"> <li>• Reviewed the adequacy of the Group and the Bank's general and specific provisions;</li> <li>• Reviewed quarterly classification ledger of loans and advances (CL);</li> <li>• Assessed the appropriateness of the approvals for transferring interests to the Income account, ensuring compliance with the guidelines set forth by Bangladesh Bank.</li> <li>• Tested the inputs in computation of provision in terms of testing the accuracy of underlying information;</li> <li>• Assessed the methodologies on which the provision amounts were based;</li> <li>• Recalculated the provisions and tested the completeness and accuracy of the underlying information;</li> <li>• Assessed the appropriateness and presentation of disclosures against relevant accounting standards and Bangladesh Bank guidelines.</li> <li>• Process of loans and advances/investments write off, recoveries from written off loans and advances/investments, loans and advances/investments re-schedule and re-structure, calculation of interest/profit waiver and suspense as per directions provided by Bangladesh Bank;</li> </ul> <p>Finally, compared the amount of provision requirement as determined by Bangladesh Bank inspection team to the actual amount of provision maintained.</p>
See notes no. 8, 8.01, 8.02, 13.1 & 13.3 to the financial statements	

<b>02. Recognition of Interest income on Loans and Advances/ Investments and leases</b>	
<p>Recognition of interest income has a significant and wide influence on financial statements. The recognition and measurement of interest income involve complex IT environments.</p> <p>We identify the recognition of interest income from loans, advances, and leases as a key audit matter because it is one of the key performance indicators of the bank. Therefore, there is an inherent risk of fraud and error in the recognition of interest by management to meet specific targets or expectations.</p> <p>At year-end, the Group reported a total interest income of BDT 1,808.37 crore (2024: BDT 2,025.54 crore).</p>	<p>We tested the design and operating effectiveness of key controls over the recognition and measurement of interest on loans, advances/Investments and leases.</p> <p>We performed a test of operating effectiveness on the automated controls in place to measure and recognize interest income.</p> <p>Additionally, we conducted substantive procedures to verify whether interest income is recognized completely and accurately.</p> <p>We also assessed the appropriateness and presentation of disclosures against relevant accounting standards and Bangladesh Bank guidelines.</p>
See notes no. 20(a) to the financial statements.	



Key audit matters	How our audit addressed the key audit matters
<b>03. Valuation of Government Securities (Treasury bill and Treasury bond)</b>	
<p>The classification and measurement of T-Bill and T-Bond require judgments and complex estimates.</p> <p>In the absence of a quoted price in an active market, the fair value of T-Bills and T-Bonds is determined using complex valuation techniques which may take into consideration direct or indirect unobservable market data and complex pricing models which require an elevated level of judgment.</p> <p>HTM securities which have not matured as at the balance sheet date are amortized at the year end and changes in amortization are recognized in other reserves as a part of equity. However, new circular has been issued DOS circular letter no. 27 dated 04 December 2023, where amortization on HTM securities can be taken into profit and loss account before maturity.</p> <p>Similarly, impairment assessment of financial instruments measured at amortized cost also required mainly unobservable market data and assumptions. Accordingly, this is considered as a key audit matter.</p>	<p>We assessed the processes and controls put in place by the Bank to identify and confirm the existence of treasury bills and bonds.</p> <p>We obtained an understanding, evaluated the design, and tested the operating effectiveness of the key controls over the treasury bills and bonds valuation processes, including controls over market data inputs into valuation models, model governance, and valuation adjustments.</p> <p>Furthermore, we have checked Bank's treatment of new circular related to MTM of HTM as per DOS Circular Letter No. 27 dated 4 December 2023.</p> <p>We tested a sample of the valuation models and the inputs used in those models, using a variety of techniques, including comparing inputs to available market data.</p> <p>Finally assessed the appropriateness and presentation of disclosures against relevant accounting standards and Bangladesh Bank guidelines.</p>
See notes no. 71 to the financial statements.	

<b>04. IT systems and controls</b>	
<p>Our audit procedures have a focus on IT systems and controls due to the pervasive nature and complexity of the IT environment, the large volume of transactions processed in numerous locations daily and the reliance on automated and IT dependent manual controls.</p> <p>Our areas of audit focus included user access management, developer access to the production environment and changes to the IT environment. These are keys to ensuring IT dependent and application-based controls are operating effectively.</p>	<p>We tested the design and operating effectiveness of the Bank's IT access controls over the information systems that are critical to financial reporting.</p> <p>We tested IT general controls (logical access, changes management and aspects of IT operational controls). This included testing that requests for access to systems were appropriately reviewed and authorized.</p> <p>We tested the Bank's periodic review of access rights reviewed requests of changes to to systems for appropriate approval and authorization.</p> <p>We considered the control environment relating to various interfaces, configuration and other application layer controls identified as key to our audit.</p> <p>Where deficiencies were identified, we tested compensating controls or performed alternate procedures. In addition, we understood where relevant, changes were made to the IT landscape during the audit period and tested those changes that had a significant impact on financial reporting.</p>

### Other information

Management is responsible for the other information. The other information comprises all of the information in the Annual Report other than the consolidated and separate financial statements and our auditors' report thereon. The Annual Report is expected to be made available to us after the date of this auditors' report.

Our opinion on the consolidated and separate financial statements does not cover the other information and we do not express any form of assurance conclusion thereon.

In connection with our audit of the consolidated and separate financial statements, our responsibility is to read the other information identified above when it becomes available and, in doing so, consider whether the other information is materially inconsistent with the financial statements or our knowledge obtained in the audit or otherwise appears to be materially misstated. If, based on the work we have performed, we conclude that there is a material misstatement of this other information, we are required to report that fact. We have nothing to report in this regard.

## **Responsibilities of Management and Those Charged with Governance for the Consolidated and Separate Financial Statements and Internal Controls**

Management is responsible for the preparation of consolidated and separate financial statements that give a true and fair view in accordance with Rules and Regulation issued by Bangladesh Bank and IFRS Accounting Standards as issued by the IASB as explained in note# 2 and for such internal control as management determines is necessary to enable the preparation of consolidated and separate financial statements that are free from material misstatement, whether due to fraud or error. The Bank Companies Act, 1991 (amended up to 2023) and the Bangladesh Bank Regulations require the Management to ensure effective internal audit, internal control and risk management functions of the Group and the Bank. The Management is also required to make a self-assessment on the effectiveness of anti-fraud internal controls and report to Bangladesh Bank on instances of fraud and forgeries.

In preparing the consolidated and separate financial statements, management is responsible for assessing the Group's and the Bank's ability to continue as a going concern, disclosing, as applicable, matters related to going concern and using the going concern basis of accounting unless management either intends to liquidate the Group and the Bank or to cease operations, or has no realistic alternative but to do so.

Those charged with governance are responsible for overseeing the Group's and the Bank's financial reporting process.

### **Auditors' Responsibilities for the Audit of the Consolidated and Separate Financial Statements**

Our objectives are to obtain reasonable assurance about whether the consolidated and separate financial statements as a whole are free from material misstatement, whether due to fraud or error, and to issue an auditor's report that includes our opinion. Reasonable assurance is a high level of assurance, but is not a guarantee that an audit conducted in accordance with ISAs will always detect material misstatement when it exists. Misstatements can arise from fraud or error and are considered material if, individually or in the aggregate, they could reasonably be expected to influence the economic decisions of users taken on the basis of these consolidated and separate financial statements.

As part of an audit in accordance with ISAs, we exercise professional judgment and maintain professional skepticism throughout the audit. We also:

- Identify and assess the risks of material misstatement of the consolidated and separate financial statements, whether due to fraud or error, design and perform audit procedures responsive to those risks, and obtain audit evidence that is sufficient and appropriate to provide a basis for our opinion. The risk of not detecting a material misstatement resulting from fraud is higher than for one resulting from error, as fraud may involve collusion, forgery, intentional omissions, misrepresentations, or the override of internal control.
- Obtain an understanding of internal control relevant to the audit in order to design audit procedures that are appropriate in the circumstances, but not for the purpose of expressing an opinion on the effectiveness of the Group's internal control.
- Evaluate the appropriateness of accounting policies used and the reasonableness of accounting estimates and related disclosures made by management.
- Conclude on the appropriateness of management's use of the going concern basis of accounting and, based on the audit evidence obtained, whether a material uncertainty exists related to events or conditions that may cast significant doubt on the Group's and Bank's ability to continue as a going concern. If we conclude that a material uncertainty exists, we are required to draw attention in our auditor's report to the related disclosures in the consolidated financial statements or, if such disclosures are inadequate, to modify our opinion. Our conclusions are based on the audit evidence obtained up to the date of our auditor's report. However, future events or conditions may cause the Group and the Bank to cease to continue as a going concern.
- Evaluate the overall presentation, structure and content of the consolidated and separate financial statements, including the disclosures, and whether the consolidated and separate financial statements represent the underlying transactions and events in a manner that achieves fair presentation.
- Plan and perform the group audit to obtain sufficient appropriate audit evidence regarding the financial information of the entities or business units within the group as a basis for forming an opinion on the group financial statements. We are responsible for the direction, supervision and review of the audit work performed for purposes of the group audit. We remain solely responsible for our audit opinion.

We communicate with those charged with governance regarding, among other matters, the planned scope and timing of the audit and significant audit findings, including any significant deficiencies in internal control that we identify during our audit.

We also provide those charged with governance with a statement that we have complied with relevant ethical requirements regarding independence, and to communicate with them all relationships and other matters that may reasonably be thought to bear on our independence, and where applicable, actions taken to eliminate threats or safeguards applied.

From the matters communicated with those charged with governance, we determine those matters that were of most



significance in the audit of the consolidated and separate financial statements of the current period and are therefore the key audit matters. We describe these matters in our auditor's report unless law or regulation precludes public disclosure about the matter or when, in extremely rare circumstances, we determine that a matter should not be communicated in our report because the adverse consequences of doing so would reasonably be expected to outweigh the public interest benefits of such communication.

#### **Report on other Legal and Regulatory Requirements**

In accordance with the Company Act, 1994, the Securities and Exchange Rules, 2020, the Bank Companies Act, 1991 (amended up to 2023) and the rules and regulations issued by Bangladesh Bank, we also report that:

- (i) we have obtained all the information and explanations which to the best of our knowledge and belief were necessary for the purpose of our audit and made due verification thereof;
- (ii) in our opinion, proper books of account as required by law have been kept by the Group and the Bank so far as it appeared from our examination of those books;
- (iii) the records and statements submitted by the branches have been properly maintained and consolidated in the financial statements;
- (iv) the balance sheet and profit and loss account of the Bank dealt with by the report are in agreement with the books of account and returns;
- (v) the consolidated financial statements of the Group and the separate financial statements of the Bank have been drawn up in conformity with prevailing rules, regulations and accounting standards as well as related guidance issued by Bangladesh Bank;
- (vi) adequate provisions have been made for advance and other assets which are in our opinion, doubtful of recovery;
- (vii) based on our checking of sample, no advance or loan in excess of the amount determined by Bangladesh Bank from time to time has been sanctioned or allowed;
- (viii) to the extent noted during the course of our audit work performed on the basis stated under the Auditor's Responsibilities for the Audit of the Consolidated and Separate Financial Statements section in forming the above opinion on the consolidated financial statements and considering the reports of the Management to Bangladesh Bank on anti-fraud internal controls and instances of fraud and forgeries as stated under the Responsibilities of Management and Those Charged with Governance for the Consolidated and Separate Financial Statements and Internal Controls:
  - (a) internal audit, internal control and risk management arrangements of the Group as disclosed in the financial statements appeared to be materially adequate;
  - (b) nothing has come to our attention regarding material instances of forgery or irregularity or administrative error and exception or anything detrimental committed by employees of the Group and its related entities;
- (ix) financial statements for the year ended 31 December 2025 of subsidiary companies of the Bank namely Jamuna Bank Capital Management Ltd. and Jamuna Bank Securities Ltd. have been audited by Shafiq Basak & Co. Chartered Accountants. These accounts have been properly reflected in the consolidated financial statements;
- (x) the information and explanations required by us have been received and found satisfactory;
- (xi) we have reviewed over 80% of the risk weighted assets of the Bank and spent over 9,000 person hours;
- (xii) Capital to Risk-weighted Asset Ratio (CRAR), Cash Reserve Ratio (CRR) and Statutory Liquidity Ratio (SLR) as required by Bangladesh Bank has been maintained adequately as at 31 December 2025;
- (xiii) As part of our going concern assessment, we reviewed maturity mismatch between assets and liabilities which may adversely affect the Bank's subsequent liquidity position; and
- (xiv) Non-banking assets have been accounted in conformity with Bangladesh Bank guidelines.

**Place:** Dhaka

**Date:** April 29, 2026


**DVC No:** 2604290392AS689715

For and on behalf of

**G. Kibria & Co.**

**Chartered Accountants**

**Firm's FRC Enlistment No. CAF-001-030**

  
**A.K. Gulam Kibria, FCA, (#392)**  
**Engagement Partner**

# Jamuna Bank PLC. and its Subsidiaries

## CONSOLIDATED BALANCE SHEET

As at 31 December 2025

Particulars	Note	31.12.2025 Taka	31.12.2024 Taka
<b>PROPERTY AND ASSETS</b>			
<b>Cash</b>	4(a)	<b>19,942,587,156</b>	<b>18,224,441,956</b>
Cash in hand (including foreign currencies)	4.1(a)	4,240,907,424	4,819,796,759
Balance with Bangladesh Bank and its agent banks (including foreign currencies)	4.2(a)	15,701,679,732	13,404,645,197
<b>Balance with other banks and financial institutions</b>		<b>11,831,190,170</b>	<b>13,271,511,912</b>
In Bangladesh	5.1(a)	10,906,252,635	11,527,419,799
Outside Bangladesh	5.2(a)	924,937,536	1,744,092,113
<b>Money at call on short notice</b>	6(a)	<b>4,087,714,300</b>	<b>7,127,000,000</b>
<b>Investments</b>	7(a)	<b>202,289,528,408</b>	<b>127,905,798,331</b>
Government	7.1(a)	194,021,856,744	124,113,732,957
Others	7.2(a)	8,267,671,664	3,792,065,374
<b>Loans and advances</b>	8(a)	<b>177,975,176,396</b>	<b>190,147,210,602</b>
Loans, Cash credit, Overdrafts, etc.	8.1(a)	160,073,584,576	171,991,150,465
Bills purchased & discounted	8.2(a)	17,901,591,820	18,156,060,137
<b>Fixed Assets including premises, furniture and fixtures</b>	9(a)	<b>5,255,802,605</b>	<b>5,610,804,760</b>
<b>Other assets</b>	10(a)	<b>6,941,822,410</b>	<b>4,200,946,117</b>
<b>Non-Banking assets</b>		<b>374,500,000</b>	<b>-</b>
<b>Total assets</b>		<b>428,698,321,446</b>	<b>366,487,713,678</b>
<b>Liabilities</b>			
Borrowings from other banks, financial institutions and agents	11(a)	15,322,151,834	9,583,609,244
<b>Deposits and other accounts</b>	12(a)	<b>360,315,467,499</b>	<b>310,406,194,543</b>
Current/Al-wadeeah current accounts and other accounts	12.2(a)	63,713,516,126	61,715,859,957
Bills payable	12.3	10,362,886,551	6,784,271,128
Savings/Mudaraba savings bank deposits		35,762,422,029	30,187,406,434
Fixed/Mudaraba fixed Deposits	12(b)	179,001,203,700	143,616,307,309
Bearer certificates of deposit		-	-
Short notice deposits	12(c)	27,744,247,055	25,726,198,281
Deposit under special scheme		40,601,084,115	39,649,223,269
Foreign currency deposit		3,130,107,923	2,726,928,165
<b>Other liabilities</b>	13(a)	<b>17,400,866,627</b>	<b>17,788,371,920</b>
<b>Subordinated Debt</b>	13 (c)	<b>9,895,500,000</b>	<b>7,000,000,000</b>
<b>Total Liabilities</b>		<b>402,933,985,960</b>	<b>344,778,175,706</b>
<b>Capital / shareholders' equity</b>			
Paid up capital	14	9,393,376,300	8,820,071,650
Statutory reserve	15	9,393,376,300	8,820,071,650
Other reserve	16(a)	2,508,394,274	2,015,995,758
Non controlling interest	16(b)	1,652	1,655
Retained earnings	17(a)	4,469,186,960	2,053,397,259
<b>Total shareholders' equity</b>		<b>25,764,335,486</b>	<b>21,709,537,972</b>
<b>Total liabilities and shareholders' equity</b>		<b>428,698,321,446</b>	<b>366,487,713,678</b>



# Jamuna Bank PLC. and its Subsidiaries

## CONSOLIDATED BALANCE SHEET

As at 31 December 2025

Particulars	Note	31.12.2025 Taka	31.12.2024 Taka
<b>OFF-BALANCE SHEET ITEMS</b>			
<b>Contingent liabilities</b>	18(a)		
Acceptances & endorsements		53,762,645,574	44,893,419,903
Letters of guarantee		24,774,973,064	27,290,188,017
Irrevocable letters of credit		43,844,033,182	48,260,928,955
Bills for collection		24,137,319,812	25,869,985,060
Other contingent liabilities		852,426,150	94,200,000
		<b>147,371,397,783</b>	<b>146,408,721,935</b>
<b>Other commitments</b>			
Documentary credits and short term trade related transactions		-	-
Forward assets purchased and forward deposits placed		-	-
Indrawn note issuance and revolving underwriting facilities		-	-
Indrawn formal standby facilities, credit lines and other commitments		-	-
		-	-
<b>Total Off-Balance Sheet items including contingent liabilities</b>		<b>147,371,397,783</b>	<b>146,408,721,935</b>
<b>Net Assets Value (NAV) per share: (2024: Restated)</b>	42(a)	<b>27.43</b>	<b>24.61</b>

The annexed notes 01 to 51 form an integral part of the financial statements

  
Managing Director

  
Director

  
Director

  
Chairman

Signed in terms of our separate report of even date.

**Place:** Dhaka  
**Date:** April 29, 2026  
**DVC No:** 2604290392AS689715

For and on behalf of  
**G. Kibria & Co.**  
Chartered Accountants  
Firm's FRC Enlistment No. CAF-001-030

  
A.K. Gulam Kibria, FCA, (#392)  
Engagement Partner

# Jamuna Bank PLC. and its Subsidiaries

## CONSOLIDATED PROFIT AND LOSS ACCOUNT

For the year ended 31 December 2025

Particulars	Note	2025 Taka	2024 Taka
Interest Income & profit on investment	20(a)	18,083,720,270	20,255,495,979
Less: Interest/profit on deposits and borrowings, etc.	21(a)	17,707,845,407	16,876,168,756
<b>Net interest income/net profit on investments</b>		<b>375,874,864</b>	<b>3,379,327,223</b>
Investment income	22(a)	12,808,175,465	9,292,211,694
Commission, exchange and brokerage	23(a)	4,496,519,906	3,696,502,205
Other operating income	24(a)	1,449,612,632	1,033,239,372
		<b>18,754,308,002</b>	<b>14,021,953,271</b>
<b>Total operating income (A)</b>		<b>19,130,182,866</b>	<b>17,401,280,495</b>
Salary and allowances	26(a)	6,132,874,032	5,036,443,153
Rent, Taxes, Insurance, Electricity, etc.	27(a)	1,050,461,242	997,566,815
Legal expenses		21,050,241	32,639,221
Postage, Stamps, Telecommunication, etc.	28(a)	121,143,255	129,954,937
Stationery, Printings, Advertisements, etc.	29(a)	172,795,590	273,571,394
Managing Director's salary & fees	30(a)	25,000,217	23,584,442
Directors' fees	31(a)	11,272,014	12,517,424
Auditors' fees	32(a)	2,688,717	1,265,000
Charges on loan losses		-	-
Depreciation and repairs of bank's assets	33(a)	920,624,165	742,274,132
Other expenses	34(a)	1,538,164,929	1,460,598,670
<b>Operating expenses (B)</b>	25(a)	<b>9,996,074,401</b>	<b>8,710,415,187</b>
		<b>9,134,108,465</b>	<b>8,690,865,308</b>
<b>Profit before provision (C = A-B)</b>		<b>9,134,108,465</b>	<b>8,690,865,308</b>
Provision for loans and advances/investments	35(a)	2,016,912,466	2,499,305,093
Provision for off balance sheet exposures	36(a)	42,734,000	307,234,882
Other provisions		126,976,759	1,865,420
Provision for diminution in value of investments	38	11,652,421	28,868,087
<b>Total provision (D)</b>		<b>2,198,275,646</b>	<b>2,837,273,482</b>
<b>Profit before taxation (C-D)</b>		<b>6,935,832,819</b>	<b>5,853,591,825</b>
<b>Provision for taxation</b>			
Current tax	13.8(a)	1,368,225,330	3,060,293,690
Deferred tax	13.8.3	5,364,626	3,757
		<b>1,373,589,956</b>	<b>3,060,297,447</b>
<b>Net profit after taxation</b>		<b>5,562,242,863</b>	<b>2,793,294,378</b>
<b>Net profit after taxation Attributable to:</b>			
Shareholders of JBPLC.		5,562,242,866	2,793,294,376
Non controlling interest		(3)	2
<b>Appropriations:</b>			
Statutory reserve		573,304,650	690,973,350
Capital reserve		544,308	154,070
Interest on perpetual bond		400,000,000	400,000,000
<b>Retained surplus during the year</b>		<b>4,588,393,905</b>	<b>1,702,166,959</b>
<b>Earnings per share (EPS)-Restated:2024</b>	39(a)	<b>5.92</b>	<b>2.97</b>

The annexed notes 01 to 51 form an integral part of the financial statements

  
Managing Director

  
Director

  
Director

  
Chairman

Signed in terms of our separate report of even date.

Place: Dhaka

Date: April 29, 2026

DVC No: 2604290392AS689715

For and on behalf of

G. Kibria & Co.

Chartered Accountants

Firm's FRC Enlistment No. CAF-001-030

  
A.K. Gulam Kibria, FCA, (#392)

Engagement Partner



## Jamuna Bank PLC. and its Subsidiaries

# CONSOLIDATED CASH FLOW STATEMENT

For the year ended 31 December 2025

Particulars	2025 Taka	2024 Taka
<b>Cash flows from operating activities</b>		
Interest receipts	18,510,158,684	19,856,819,133
Interest payments	(16,504,532,470)	(14,236,635,913)
Dividend receipts	4,284,719	7,464,828
Income received from investments	11,380,110,318	8,522,632,518
Fees and commission receipts	4,496,519,906	3,696,502,205
Recoveries on loans previously written off	543,622,800	185,855,800
Payments to employees	(6,157,874,249)	(5,060,027,595)
Payments to suppliers	(415,567,408)	(605,658,299)
Income taxes paid	(3,417,035,694)	(2,382,608,560)
Receipts from other operating activities	904,055,869	846,137,934
Payments to other operating activities	(2,478,693,454)	(2,059,389,117)
<b>(i) Operating profit before changes in operating assets and liabilities</b>	<b>6,865,049,022</b>	<b>8,771,092,935</b>
<b>Increase /Decrease in operating assets &amp; liabilities</b>		
Loans and advances	12,172,034,206	(2,256,130,559)
Proceed/ (Payments) for purchase of Govt. securities	(69,902,400,386)	(49,094,141,968)
Other assets	(912,759,576)	2,390,208,288
Deposit & borrowings from other banks	4,989,437,330	(11,252,495,440)
Deposit from customers	49,055,065,280	65,208,072,358
Other current liabilities	(1,579,430,075)	(1,148,305,897)
<b>(ii) Cash received from operating assets and liabilities</b>	<b>(6,178,053,221)</b>	<b>3,847,206,783</b>
<b>Net cash flow from operating activities (A)=(i+ii)</b>	<b>686,995,801</b>	<b>12,618,299,718</b>
<b>Cash flows from investing activities</b>		
Proceeds/ (Payments) for purchase of securities	(4,475,606,291)	1,278,873,938
Purchase of property, plant & equipment	(322,123,313)	(1,574,420,052)
<b>Net cash flow from investing activities (B)</b>	<b>(4,797,729,604)</b>	<b>(295,546,114)</b>
<b>Cash flows from financing activities</b>		
Increase/ (Decrease) of long term borrowings	-	-
Dividend paid	(1,543,512,539)	(1,422,592,202)
Issue of subordinated bond	2,895,500,000	(2,100,000,000)
<b>Net cash flow from financing activities (C)</b>	<b>1,351,987,461</b>	<b>(3,522,592,202)</b>
<b>Net Increase/ Decrease in cash and cash equivalents D = (A+B+C)</b>	<b>(2,758,746,342)</b>	<b>8,800,161,402</b>
<b>Cash and cash equivalents at beginning of the year (E)</b>	<b>38,626,542,868</b>	<b>29,826,381,466</b>
<b>Cash and cash equivalents at end of the year (D+E) (*)</b>	<b>35,867,796,527</b>	<b>38,626,542,868</b>
<b>(*) Closing cash &amp; cash equivalent</b>		
Cash in hand (including foreign currency)	4,240,907,424	4,819,796,759
Balance with Bangladesh bank and its agent banks	15,701,679,732	13,404,645,197
Balance with other bank's and financial institutions	11,831,190,170	13,271,511,912
Money at call on short notice	4,087,714,300	7,127,000,000
Prize bond in hand	6,304,900	3,589,000
	<b>35,867,796,527</b>	<b>38,626,542,868</b>
<b>Net Operating Cash Flow per Share (NOCFS)-Restated-2024</b>	<b>0.73</b>	<b>13.43</b>

The annexed notes 1 to 51 form an integral part of the consolidated cash flow statement.

Managing Director

Place: Dhaka

Date: April 29, 2026

DVC No: 2604290392AS689715

Director

Director

For and on behalf of

G. Kibria & Co.

Chartered Accountants

Firm's FRC Enlistment No. CAF-001-030

G. Kibria  
A.K. Gulam Kibria, FCA, (#392)

Engagement Partner

Chairman


## Jamuna Bank PLC. and its Subsidiaries

# CONSOLIDATED STATEMENT OF CHANGES IN EQUITY

For the year ended 31 December 2025

Particulars	Paid up Capital	Statutory Reserve	Revaluation Reserve of Securities	Assets Revaluation Reserve	Reserve for Start Up Fund	Capital/ Mandatory reserve	Retained Earnings	Total	Non controlling interest	Total Equity
Balance as at 01 January 2025	8,820,071,650	8,820,071,650	832,482,176	1,063,497,554	118,853,913	1,162,115	2,053,397,258	21,709,536,317	1,655	21,709,537,972
Restated balance as at 01 January 2025	8,820,071,650	8,820,071,650	832,482,176	1,063,497,554	118,853,913	1,162,115	2,053,397,258	21,709,536,317	1,655	21,709,537,972
Surplus/deficit on account of revaluation of investments	-	-	436,067,190	-	-	-	-	436,067,190	-	436,067,190
<b>Net gains and losses not recognized in the income statement</b>	-	-	<b>436,067,190</b>	-	-	-	-	<b>436,067,190</b>	-	<b>436,067,190</b>
Dividend (Cash)	-	-	-	-	-	-	(1,543,512,539)	(1,543,512,539)	-	(1,543,512,539)
Dividend (Stock)	573,304,650	-	-	-	-	-	(573,304,650)	-	-	-
10% capital reserve on profit after tax	-	-	-	-	-	544,308	-	544,308	-	544,308
Transfer to Start Up Fund for 2025	-	-	-	-	55,787,018	-	(55,787,018)	-	-	-
Net profit for the year	-	-	-	-	-	-	4,588,393,908	4,588,393,908	(3)	4,588,393,905
Transfer to Statutory Reserve	-	573,304,650	-	-	-	-	-	573,304,650	-	573,304,650
<b>Balance as at 31 December 2025</b>	<b>9,393,376,300</b>	<b>9,393,376,300</b>	<b>1,268,549,366</b>	<b>1,063,497,554</b>	<b>174,640,931</b>	<b>1,706,423</b>	<b>4,469,186,960</b>	<b>25,764,333,834</b>	<b>1,652</b>	<b>25,764,335,486</b>
<b>Balance as at 31 December 2024</b>	<b>8,820,071,650</b>	<b>8,820,071,650</b>	<b>832,482,176</b>	<b>1,063,497,554</b>	<b>118,853,913</b>	<b>1,162,115</b>	<b>2,053,397,258</b>	<b>21,709,536,317</b>	<b>1,655</b>	<b>21,709,537,972</b>

  
Managing Director

  
Director

  
Director

  
Chairman

Place: Dhaka

Date: April 29, 2026



# Jamuna Bank PLC.

## BALANCE SHEET

As at 31 December 2025

Particulars	Note	31.12.2025 Taka	31.12.2024 Taka
<b>PROPERTY AND ASSETS</b>			
<b>Cash</b>	4	<b>19,942,585,021</b>	<b>18,224,406,084</b>
Cash in hand (including foreign currencies)	4.1	4,240,905,289	4,819,760,887
Balance with Bangladesh Bank and its agent banks (including foreign currencies)	4.2	15,701,679,732	13,404,645,197
<b>Balance with other banks and financial institutions</b>	5	<b>11,815,740,898</b>	<b>13,271,511,912</b>
In Bangladesh	5.1	10,890,803,363	11,527,419,799
Outside Bangladesh	5.2	924,937,536	1,744,092,113
<b>Money at call on short notice</b>	6	<b>4,087,714,300</b>	<b>7,127,000,000</b>
<b>Investments:</b>	7	<b>201,986,083,431</b>	<b>127,588,467,145</b>
Government	7.1	193,991,349,244	124,086,232,957
Others	7.2	7,994,734,187	3,502,234,187
<b>Loans and advances</b>	8	<b>176,764,432,628</b>	<b>188,990,017,622</b>
Loans, Cash Credit, Overdrafts, etc.	8.01	158,862,840,808	170,833,957,485
Bills purchased & discounted	8.02	17,901,591,820	18,156,060,137
<b>Fixed assets including premises, furniture and fixtures</b>	9	<b>4,981,417,979</b>	<b>5,334,188,118</b>
<b>Other assets</b>	10	<b>8,272,577,366</b>	<b>5,485,889,947</b>
<b>Non-banking assets</b>		<b>374,500,000</b>	<b>-</b>
<b>Total assets</b>		<b>428,225,051,624</b>	<b>366,021,480,828</b>
<b>LIABILITIES AND CAPITAL</b>			
<b>Liabilities</b>			
Borrowings from other banks, financial institutions and agents	11	15,322,151,834	9,583,609,244
<b>Deposits and other accounts</b>	12	<b>360,322,122,343</b>	<b>310,449,228,551</b>
Current/Al-wadeeah current accounts and other accounts	12.2	63,662,350,547	61,691,166,054
Bills payable	12.3	10,362,886,551	6,784,271,128
Savings/Mudaraba savings bank deposits		35,762,422,029	30,187,406,434
Fixed/Mudaraba fixed deposits		179,001,203,700	143,616,307,309
Bearer certificates of deposit		-	-
Short notice deposits		27,802,067,478	25,793,926,191
Deposit under special scheme		40,601,084,115	39,649,223,269
Foreign currency deposit		3,130,107,923	2,726,928,165
<b>Other liabilities</b>	13	<b>16,832,748,868</b>	<b>17,207,370,888</b>
<b>Subordinated Debt</b>	13 (b)	<b>9,895,500,000</b>	<b>7,000,000,000</b>
<b>Total liabilities</b>		<b>402,372,523,045</b>	<b>344,240,208,683</b>
<b>Capital/shareholders' equity</b>			
Paid up capital	14	9,393,376,300	8,820,071,650
Statutory reserve	15	9,393,376,300	8,820,071,650
Other reserve	16	2,506,687,850	2,014,833,643
Retained earnings	17	4,559,088,128	2,126,295,203
<b>Total shareholders' equity</b>		<b>25,852,528,578</b>	<b>21,781,272,145</b>
<b>Total liabilities and shareholders' equity</b>		<b>428,225,051,624</b>	<b>366,021,480,828</b>

# Jamuna Bank PLC.

## BALANCE SHEET

As at 31 December 2025

Particulars	Note	31.12.2025 Taka	31.12.2024 Taka
<b>OFF-BALANCE SHEET ITEMS</b>			
<b>Contingent liabilities</b>			
Acceptances & endorsements		53,762,645,574	44,893,419,903
Letters of guarantee	18.1	24,774,973,064	27,290,188,017
Irrevocable letters of credit	18.2	43,844,033,182	48,260,928,955
Bills for collection	18.3	24,137,319,812	25,869,985,060
Other contingent liabilities		852,426,150	94,200,000
<b>Total</b>		<b>147,371,397,783</b>	<b>146,408,721,935</b>
<b>Other commitments</b>			
Documentary credits and short term trade related transactions		-	-
Forward assets purchased and forward deposits placed		-	-
Undrawn note issuance and revolving underwriting facilities		-	-
Undrawn formal standby facilities, credit lines and other commitments		-	-
<b>Total</b>		<b>-</b>	<b>-</b>
<b>Total Off-Balance sheet items including contingent liabilities</b>		<b>147,371,397,783</b>	<b>146,408,721,935</b>
<b>Net Assets Value (NAV) per share: (2024: Restated)</b>	<b>42(a)</b>	<b>27.52</b>	<b>24.70</b>

The annexed notes 01 to 51 form an integral part of the financial statements

  
Managing Director

  
Director

  
Director

  
Chairman

Signed in terms of our separate report of even date.

**Place:** Dhaka  
**Date:** April 29, 2026  
**DVC No:** 2604290392AS689715

For and on behalf of  
**G. Kibria & Co.**  
Chartered Accountants  
Firm's FRC Enlistment No. CAF-001-030

  
A.K. Gulam Kibria, FCA, (#392)  
Engagement Partner



## Jamuna Bank PLC.

# PROFIT AND LOSS ACCOUNT

For the year ended 31 December 2025

Particulars	Note	2025 Taka	2024 Taka
Interest income/profit on investment	20	18,037,540,201	20,231,707,466
Less: Interest/profit paid on deposits and borrowings, etc.	21	17,707,845,407	16,876,168,756
<b>Net interest income</b>		<b>329,694,795</b>	<b>3,355,538,710</b>
Investment income	22	12,806,606,416	9,290,930,005
Commission, exchange and brokerage	23	4,459,474,608	3,657,005,852
Other operating income	24	1,445,597,325	1,029,517,694
<b>Total operating Income (A)</b>		<b>19,041,373,144</b>	<b>17,332,992,260</b>
Salary and allowances	26	6,102,845,538	5,010,393,797
Rent, Taxes, Insurance, Electricity, etc.	27	1,045,261,844	995,541,456
Legal expenses		20,815,343	32,472,246
Postage, Stamps, Telecommunication, etc.	28	120,295,464	129,239,324
Stationery, Printings, Advertisements, etc.	29	172,435,871	273,165,278
Managing Director's salary & fees	30	25,000,217	23,584,442
Directors' fees	31	10,879,014	12,086,224
Auditors' fees	32	2,573,717	1,150,000
Charges on loan losses		-	-
Depreciation and repairs of bank's assets	33	918,897,153	738,229,634
Other expenses	34	1,523,314,087	1,447,115,814
<b>Total operating Expenses (B)</b>		<b>9,942,318,246</b>	<b>8,662,978,214</b>
<b>Net Profit/(loss) before taxation &amp; provisions (C=A-B)</b>		<b>9,099,054,899</b>	<b>8,670,014,046</b>
Provision for loans and advances	35	1,981,899,000	2,504,555,985
Provision for off balance sheet exposures	36	42,734,000	307,234,882
Others provision	36.1	126,976,759	1,865,420
Provision for diminution in value of investments	37	4,651,775	8,009,050
<b>Total provision (D)</b>		<b>2,156,261,534</b>	<b>2,821,665,336</b>
<b>Total profit before taxes (C-D)</b>		<b>6,942,793,365</b>	<b>5,848,348,710</b>
<b>Provision for taxation for the year</b>			
Current tax	13.8	1,358,894,161	3,053,697,443
Deferred tax	13.8.2	5,197,422	652,030
		1,364,091,583	3,054,349,473
<b>Net profit after taxation</b>		<b>5,578,701,782</b>	<b>2,793,999,237</b>
<b>Appropriations:</b>			
Statutory reserve	15	573,304,650	690,973,350
Interest on perpetual bond		400,000,000	400,000,000
<b>Retained Surplus during the year</b>	17	<b>4,605,397,132</b>	<b>1,703,025,887</b>
<b>Earnings per share (EPS)-Restated: 2024</b>	39	<b>5.94</b>	<b>2.97</b>

The annexed notes 01 to 51 form an integral part of the financial statements

  
Managing Director

  
Director

  
Director

  
Chairman

Signed in terms of our separate report of even date.

Place: Dhaka

Date: April 29, 2026

DVC No: 2604290392AS689715

For and on behalf of

G. Kibria & Co.

Chartered Accountants

Firm's FRC Enlistment No. CAF-001-030

  
A.K. Gulam Kibria, FCA, (#392)

Engagement Partner

# Jamuna Bank PLC.

## CASH FLOW STATEMENT

For the year ended 31 December 2025

Particulars	Note	2025 Taka	2024 Taka
<b>Cash flows from operating activities</b>			
Interest receipts		18,463,978,616	19,833,030,620
Interest payments		(16,504,532,470)	(14,236,635,913)
Dividend receipts		4,284,719	7,464,828
Income received from investments		11,378,541,270	8,521,350,829
Fee and commission receipts		4,459,474,608	3,657,005,852
Recoveries on loans previously written off		543,622,800	185,855,800
Payments to employees		(6,127,845,755)	(5,033,978,239)
Payments to suppliers		(415,106,730)	(605,095,743)
Income taxes paid		(3,408,925,585)	(2,377,148,045)
Receipts from other operating activities	40	900,040,562	842,416,256
Payments for other operating activities	41	(2,434,912,722)	(2,043,196,943)
<b>(i) Operating profit before changes in operating assets and liabilities</b>		<b>6,858,619,314</b>	<b>8,751,069,302</b>
<b>Increase/Decrease in operating assets &amp; liabilities</b>			
Statutory deposit		-	-
Loans and advances		12,225,584,994	(2,229,996,185)
Proceed/ (Payments) for purchase of Govt. securities		(69,902,400,386)	(49,094,141,968)
Other assets		(1,146,682,526)	2,420,322,114
Deposit & borrowings from other banks		4,989,437,330	(11,252,495,440)
Deposit from customers		49,018,686,116	65,232,182,200
Other current liabilities		(1,355,078,238)	(1,209,716,266)
<b>(ii) Cash received from operating assets and liabilities</b>		<b>(6,170,452,710)</b>	<b>3,866,154,456</b>
<b>Net cash flow from operating activities (A)=(i+ii)</b>		<b>688,166,604</b>	<b>12,617,223,758</b>
<b>Cash flows from investing activities</b>			
Proceed/ (Payments) for purchase of securities		(4,492,500,000)	1,279,616,647
Purchase of property, plant & equipment		(321,815,942)	(1,574,112,681)
<b>Net cash flow from investing activities (B)</b>		<b>(4,814,315,942)</b>	<b>(294,496,034)</b>
<b>Cash flows from financing activities</b>			
Increase/decrease of long term borrowings		-	-
Dividend paid		(1,543,512,539)	(1,422,592,202)
Issue of subordinated bond		2,895,500,000	(2,100,000,000)
<b>Net cash flow from financing activities (C)</b>		<b>1,351,987,461</b>	<b>(3,522,592,202)</b>
Net Increase/ Decrease in cash and cash equivalents D= (A+B+C)		(2,774,161,877)	8,800,135,522
Cash and Cash Equivalents at beginning of the year (E)		38,626,506,997	29,826,371,475
<b>Cash and cash equivalents at end of the year (D+E) (*)</b>		<b>35,852,345,120</b>	<b>38,626,506,998</b>
<b>(*) Closing cash &amp; cash equivalent</b>			
Cash in hand (including foreign currency)		4,240,905,289	4,819,760,887
Balance with Bangladesh Bank and its agent banks		15,701,679,732	13,404,645,197
Balance with other bank's and financial institutions		11,815,740,898	13,271,511,912
Money at call on short notice		4,087,714,300	7,127,000,000
Prize bond in hand		6,304,900	3,589,000
		<b>35,852,345,120</b>	<b>38,626,506,997</b>
<b>Net Operating Cash Flow per Share (NOCFS)-Restated-2024</b>	<b>43</b>	<b>0.73</b>	<b>13.43</b>

The annexed notes form an integral part of the cash flow statement




Managing Director

Place: Dhaka

Date: April 29, 2026


DVC No: 2604290392AS689715



Director



Director



Chairman



# Jamuna Bank PLC

## STATEMENT OF CHANGES IN EQUITY

For the year ended 31 December 2025

(Amount in Taka)

Particulars	Paid up Capital	Statutory Reserve	Revaluation Reserve of Securities	Assets Revaluation Reserve	Reserve for Start Up Fund	Retained Earnings	Total
<b>Balance as at 01 January 2025</b>	8,820,071,650	8,820,071,650	832,482,176	1,063,497,554	118,853,913	2,126,295,202	21,781,272,145
Changes in accounting policy	-	-	-	-	-	-	-
<b>Restated balance as at 01 January 2025</b>	8,820,071,650	8,820,071,650	832,482,176	1,063,497,554	118,853,913	2,126,295,202	21,781,272,145
Surplus/deficit on account of revaluation of investments	-	-	436,067,190	-	-	-	436,067,190
Currency translation difference	-	-	-	-	-	-	-
<b>Net gains and losses not recognized in the income statement</b>	-	-	436,067,190	-	-	-	436,067,190
Net Profit for the year	-	-	-	-	-	4,605,397,132	4,605,397,132
Dividend (Cash)	-	-	-	-	-	(1,543,512,539)	(1,543,512,539)
Dividend (Stock)	573,304,650	-	-	-	-	(573,304,650)	-
Transfer to Start Up Fund for 2025	-	-	-	-	55,787,018	(55,787,018)	-
Transfer to Statutory Reserve	-	573,304,650	-	-	-	-	573,304,650
<b>Balance as at 31 December 2025</b>	9,393,376,300	9,393,376,300	1,268,549,366	1,063,497,554	174,640,931	4,559,088,128	25,852,528,578
<b>Balance as at 31 December 2024</b>	8,820,071,650	8,820,071,650	832,482,176	1,063,497,554	118,853,913	2,126,295,202	21,781,272,145

\* As a primary dealer we have invested in government securities and Held for Trading (HFT) securities are revaluated each week using Marking to Market concept.

  
Managing Director

  
Director

  
Director

  
Chairman

Place: Dhaka

Date: April 29, 2026

**Jamuna Bank PLC**  
**LIQUIDITY STATEMENT**  
 (Asset and Liability Maturity Analysis)  
 As at 31 December 2025

(Amount in Taka)

Particulars	Upto 1 month	1 - 3 months	3 - 12 months	1 - 5 years	More than 5 years	Total
<b>Assets</b>						
Cash in hand	19,942,585,021	-	-	-	-	19,942,585,021
Balance with other banks & financial institutions	1,169,672,203	10,366,068,696	280,000,000	-	-	11,815,740,898
Money at call on short notice	4,087,714,300	-	-	-	-	4,087,714,300
Investment	8,001,039,087	-	50,722,411,378	55,975,511,034	87,287,121,932	201,986,083,431
Loans & Advances	39,475,600,000	31,430,900,000	55,789,700,000	30,040,939,577	20,027,293,051	176,764,432,628
Fixed assets including premises, furniture and fixtures	-	-	-	20,411,016	4,961,006,963	4,981,417,979
Other Assets	592,745,490	4,363,969,323	-	3,311,894,575	3,967,978	8,272,577,366
Non-banking assets	374,500,000	-	-	-	-	374,500,000
<b>Total assets</b>	<b>73,643,856,101</b>	<b>46,160,938,019</b>	<b>106,792,111,378</b>	<b>89,348,756,202</b>	<b>112,279,389,924</b>	<b>428,225,051,624</b>
<b>Liabilities</b>						
Borrowings from Bangladesh Bank, other banks, financial institutions and agents	10,286,451,834	1,834,400,000	3,201,300,000	-	-	15,322,151,834
Deposits and other accounts	94,263,500,000	52,413,500,000	74,228,300,000	46,402,100,000	93,014,722,343	360,322,122,343
Other liabilities	597,413,388	-	16,235,335,480	-	9,895,500,000	26,728,248,868
<b>Total liabilities</b>	<b>105,147,365,223</b>	<b>54,247,900,000</b>	<b>93,664,935,480</b>	<b>46,402,100,000</b>	<b>102,910,222,343</b>	<b>402,372,523,045</b>
<b>Net liquidity</b>	<b>(31,503,509,122)</b>	<b>(8,086,961,981)</b>	<b>13,127,175,898</b>	<b>42,946,656,202</b>	<b>9,369,167,582</b>	<b>25,852,528,578</b>

\* As a primary dealer we have invested in long term government securities as well as we have managed counter fund from inter-bank or customers as short term settlement. In this regard, our upto 1 month bucket gap is negative.

  
**Managing Director**

  
**Director**

  
**Director**

  
**Chairman**

- i) Balance with other banks and financial institutions, Money at call on short notice are on the basis of their maturity.
- ii) Investments are on the basis of their maturity.
- iii) Loans and advances are on the basis of their maturity.
- iv) Fixed assets including premises land & buildings, furniture & fixtures are on the basis of their useful life.
- v) Other assets are on the basis of their adjustment.
- vi) Borrowings from Bangladesh Bank, other banks, financial institutions and agents are on the basis of their maturity and payment.
- vii) Deposits and other accounts are on the basis of their maturity and payment.
- viii) Provision and other liabilities are on the basis of their adjustment.



# Jamuna Bank PLC. and its Subsidiaries

## NOTES TO THE FINANCIAL STATEMENTS

For the year ended 31 December 2025

### 1.00 Reporting entity

#### 1.01 Legal status and nature of the company

Jamuna Bank PLC. (the "Bank") was incorporated in Bangladesh on 02 April 2001 as a public limited company under the Companies Act, 1994. The Bank within the stipulations laid down by the Bank Companies Act, 1991 (as amended in 2023) and directives as received from Bangladesh Bank and applicable to it from time to time provides all types of commercial banking services. The registered office of the Bank is located at JBPLC Tower, Plot no.-14, Bir Uttam AK Khandaker Road, Block-CWS (C), Gulshan Model town, Dhaka 1212. The Bank has one hundred seventy (170) branches (including 2 Islamic Banking Branches) and 114 sub branches with no overseas branches as at 31 December 2025. The consolidated financial statements of the Bank as at and for the year ended 31 December 2025 comprise financial statements of the Bank and its subsidiaries (together referred to as the Group and individually as Group entities).

#### 1.02 Nature of the business

The principal activities of the bank are providing all kinds of commercial banking services to its customers. The other activities of the bank are providing of all kinds of Islamic banking services to its customers through Islamic Banking branches.

#### 1.03 Jamuna Bank Capital Management Limited

Jamuna Bank Capital Management Limited is a subsidiary company of Jamuna Bank PLC. holding 99.99984% of total paid-up capital incorporated as a private limited company on 23 December 2009 with the Registrar of Joint Stock Companies & Firms, Dhaka vide certificate of incorporation no. C-81290/09. The main objectives of the company for which it was established are to carry out the business of full-fledged merchant banking activities like issue management, portfolio management, underwriting etc.

#### 1.04 Jamuna Bank Securities Limited

Jamuna Bank Securities Limited is a subsidiary company of Jamuna Bank PLC. holding 99.99995% of total paid-up capital incorporated as a private limited company on February 07, 2011 with the Registrar of Joint Stock Companies & Firms, Dhaka vide certificate of incorporation no. C-90274/11. The main objectives of the company for which was established for brokerage services to the investors.

#### 1.05 Off-shore banking unit

Off-shore Banking Unit (OBU) is a separate business unit of Jamuna Bank PLC., governed under the rules and guidelines of Bangladesh Bank. The Bank obtained the Off-shore Banking Unit permission vide Bangladesh Bank's letter no. BRPD (P-3) 744 (107)/ 2009-4642 dated 22 December 2009. The Bank commenced operation of this unit from 22 April 2010 and its office is located at 116 Gulshan Avenue, Gulshan-2, Dhaka. Separate financial statements for Off-shore Banking Unit are enclosed in Annexure- H.

#### 1.06 Islamic Banking

The Bank obtained the Islamic Banking branches permission vide letter no. BRPD(P)745(55)/2003-3220 and BRPD(P)745(55)/2005-235 The bank operates Islamic Banking in 2 (two) branches designated for the purpose of complying with the rules of Islamic Shariah. The financial statements of the branches have also been prepared as per the Bank Companies Act, 1991, (As amended 2023) International Accounting Standards/ International Financial Reporting Standards and guidelines issued by the Accountancy & Auditing organization for Islamic Financial Institutions for which a separate set of books and records are being maintained. As per Bangladesh Bank BRPD circular no. 15, dated 09 November 2009, separate statements of accounts of consolidated accounts of 2 (two) Islamic Banking branches are enclosed in Annexure- I.

### 2.00 Basis of preparation of the financial statements

#### 2.01 Statement of compliance

##### 2.01.1 Departures from IFRS

The financial statements of the Bank are prepared on a going concern basis under historical cost convention and in accordance with First Schedule (Sec-38) of the Bank Companies Act, 1991, as amended in 2023, other circulars of Bangladesh Bank, International Accounting Standards (IAS), the Companies Act, 1994, the Listing Rules of the Stock Exchange, the Securities and Exchange Rule 1987 and other laws and regulations applicable in Bangladesh. In case any requirement of provisions and circulars issued by Bangladesh Bank differs with those of other regulatory authorities, the provisions and circulars issued by Bangladesh Bank shall prevail.

As such the Group and the Bank have departed from those contradictory requirements of IFRSs in order to comply with the rules and regulations of Bangladesh Bank which are disclosed below:

- i) Investment in shares and securities**  
**IFRS:** As per requirements of IFRS 9, investment in shares and securities generally falls either under “at fair value through profit and loss account” or under “at fair value through other comprehensive income” where any change in the fair value of securities measured “at fair value through profit and loss account” is taken to profit and loss account and any change in the fair value of securities measured “at fair value through other comprehensive income” is transferred to equity through other comprehensive income.  
**Bangladesh Bank:** As per BRPD circular no. 14 dated 25 June 2003 investments in quoted shares and unquoted shares are revalued at the period end at market price and as per book value of last audited balance sheet respectively. Provision should be made for any loss arising from diminution in value of investment; otherwise investments are recognized at costs.
- ii) Revaluation gain/loss on Government securities**  
**IFRS:** As per requirement of IFRS 9, where securities T-bills and T-bonds will fall under the category of “held for trading”, are measured at fair value and any change in the fair value of held for trading assets is recognized through profit and loss account.  
 Securities T-bills designated as held to maturity are measured at amortized cost method and interest income is recognized through the profit & loss account.  
**Bangladesh Bank:** HFT securities are revalued on the basis of mark to market and at period end any gains on revaluation of securities which have not matured as at the balance sheet date are recognized in other reserves as a part of equity and any losses on revaluation of securities which have not matured as at the balance sheet date are charged in the profit and loss account. Interest on HFT securities including amortization of discount are recognized in the profit and loss account. HTM securities which have not matured as at the balance sheet date are amortized at the year end and gains or losses on amortization are recognized in other reserve as a part of equity.
- iii) Provision on loans and advances**  
**IFRS:** As per IFRS 9 an entity should start the impairment assessment by considering whether objective evidence of impairment exists for financial assets that are individually significant. For financial assets are not individually significant, the assessment can be performed on an individual or collective (portfolio) basis.  
**Bangladesh Bank:** As per BRPD circular no. 14 dated 23 September 2012, BRPD circular no. 3 dated 21 April 2019 and BRPD circular no. 05 dated 29 May 2013 a general provision at 0.25% to 5% under different categories of unclassified loans (good/standard loans) has to be maintained regardless of objective evidence of impairment. Also provision for sub-standard loan, doubtful loans and bad losses has to be provided at 20%, 50% and 100% respectively for loans and advances depending on the duration of overdue. For the impact of global pandemic, Covid-19 in business, as per BRPD Circular-56, dated 10 December, 2020, the requirements has been taken into consideration. Again as per BRPD circular no. 10 dated 18 September 2007, a general provision at 1% is required to be provided for all off-balance sheet exposures. Such provision policies are not specifically in line with those prescribed by IFRS 9.
- iv) Recognition of interest in suspense**  
**IFRS:** Loans and advances to customers are generally classified as 'loans and receivables' as per IFRS 9 and interest income is recognized through effective interest rate method over the term of the loan. Once a loan is impaired, interest income is recognized in profit and loss account on the same basis based on revised carrying amount.  
**Bangladesh Bank:** As per BRPD circular no. 03 dated April 21, 2019 and BRPD circular no. 14 dated 23 September 2012, once a loan is classified, interest on such loans are not allowed to be recognized as income, rather the corresponding amount needs to be credited to an interest in suspense account, which is presented as liability in the balance sheet.
- v) Other comprehensive income**  
**IAS:** As per IAS 1 Other Comprehensive Income is a component of financial statements or the elements of Other Comprehensive Income are to be included in a Single Comprehensive Income (OCI) Statement.  
**Bangladesh Bank:** Bangladesh Bank has issued templates for financial statements which will strictly be followed by all banks. The templates of financial statements issued by Bangladesh Bank do not include Other Comprehensive Income nor are the elements of Other Comprehensive Income allowed to include in a Single Comprehensive Income (OCI) Statement. As such the company does not prepare the other comprehensive income statement. However elements of OCI, if any, are shown in the statements of changes in equity.
- vi) Provision for Gratuity**  
**IAS:** As per IAS 19, actuarial valuation has to be carried out with sufficient regularity to ensure that the provision for gratuity is accounted for fairly. Moreover, provision has to be maintained for gratuity for all of its employees from their date of joining.



**Bangladesh Bank:** The Bank has a policy to pay gratuity on the basis of last basic pay and is payable at the rate of two months basic pay for every completed year of service upon fulfilling the eligibility criteria. The eligibility criteria of accounting for gratuity is 6 (six) years of continued service with the Bank or a period of 3 (three) years with any other Bank and 3 (three) years with Jamuna Bank PLC. The Bank management has accounted for gratuity using this system instead of accounting for gratuity from the year of joining as per IAS 19.

**vii) Financial instruments – presentation and disclosure**

In several cases Bangladesh Bank guidelines categorize, recognize, measure and present financial instruments differently from those prescribed in IFRS 9. As such some disclosure and presentation requirements of IFRS 7 and IAS 32 cannot be made in the Financial Statements.

**viii) Repo transactions**

**IFRS:** When an entity sells a financial asset and simultaneously enters into an agreement to repurchase the asset (or a similar asset) at a fixed price on a future date (repo or stock lending), the arrangement is accounted for as a deposit, and the underlying asset continues to be recognized in the entity's financial statements. This transaction will be treated as loan and the difference between selling price and repurchase price will be treated as interest expense.

**Bangladesh Bank:** As per BRPD guidelines, when a bank sells a financial asset and simultaneously enters into an agreement to repurchase the asset (or a similar asset) at a fixed price on a future date (repo or stock lending), the arrangement is accounted for as a normal sales transactions and the financial assets are derecognized in the seller's book and recognized in the buyer's book.

**ix) Financial guarantees**

**IFRS:** As per IFRS 9, financial guarantees are contracts that require an entity to make specified payments to reimburse the holder for a loss it incurs because a specified debtor fails to make payment when due in accordance with the terms of a debt instrument. Financial guarantee liabilities are recognized initially at their fair value, and the initial fair value is amortized over the life of the financial guarantee. The financial guarantee liability is subsequently carried at the higher of this amortized amount and the present value of any expected payment when a payment under the guarantee has become probable. Financial guarantees are included within other liabilities.

**Bangladesh Bank:** As per BRPD 14 dated 25 June 2003, financial guarantees such as L/C, L/G will be treated as Off-Balance Sheet items. No liability is recognized for the guarantee except the cash margin.

**x) Cash and cash equivalent**

**IAS:** Cash and cash equivalent items should be reported as cash item as per IAS 7.

**Bangladesh Bank:** Some cash and cash equivalent items such as 'money at call and on short notice', Treasury bills, Prize bond are not shown as cash and cash equivalent. Money at call and on short notice presented on the face of the balance sheet, and Treasury bills, Prize bonds are shown in Investments.

**xi) Non-banking asset**

**IFRS:** No indication of Non-banking asset is found in any IFRS.

**Bangladesh Bank:** As per BRPD 14 dated 25 June 2003, there must exist a face item named Non-banking asset.

**xii) Cash flow statement**

**IAS:** Cash flow statement can be prepared using either in direct method or in indirect method. The presentation is selected to present these cash flows in a manner that is most appropriate for the business or industry. The method selected is applied consistently.

**Bangladesh Bank:** As per BRPD 14 dated 25 June 2003, cash flow is the mixture of direct and indirect method.

**xiii) Balance with Bangladesh Bank: (CRR)**

**IAS:** Balance with Bangladesh Bank should be treated as other asset as it is not available for use in day to day operations as per IAS 7.

**Bangladesh Bank:** Balance with Bangladesh Bank is treated as cash and cash equivalents.

**xiv) Presentation of intangible asset**

**IAS:** Intangible asset must be identified and recognized, and the disclosure must be given as per IAS 38.

**Bangladesh Bank:** There is no requirement for regulation of intangible assets in BRPD 14 dated 25 June 2003.

**xv) Off-balance sheet items**

**IFRS:** There is no concept of off-balance sheet items in any IFRS; hence there is no requirement of disclosure of off-balance sheet items on the face of the balance sheet.

**Bangladesh Bank:** As per BRPD 14 dated 25 June 2003, off balance sheet items (e.g. Letter of credit, Letter of guarantee etc.) must be disclosed separately in face of balance sheet.

**xvi) Disclosure of appropriation of profit**

**IFRS:** There is no requirement to show appropriation of profit in the face of statement of comprehensive income.

**Bangladesh Bank:** As per BRPD 14 dated 25 June 2003, off balance sheet items (e.g. Letter of credit, Letter of guarantee etc.) must be disclosed separately in face of balance sheet.

**xvii) Loans and advance (net of provision)**

**IFRS:** Loans and advances should be presented net of provisions.

**Bangladesh Bank:** As per BRPD 14 dated 25 June 2003, provision on loans and advances are presented separately as liability and cannot be netted off against loans and advances.

The financial statements of the Islamic banking branches have also been prepared as per Bank Companies Act 1991 as amended in 2023, IFRSs and other prevailing laws and regulations applicable in Bangladesh.

**xviii) Provision of rebate for good borrower**

BRPD Circular Letter No. 04 dated 16 May 2019 was issued by the Bangladesh Bank which instructed Banks to provide 10% rebate on the interest/profit collected from good borrowers subject to some qualifying criteria. The aforementioned circular goes on to clarify that such rebate may be availed to the good borrowers at the year end. Tk.100.00 lac already kept as provision for good borrower by the Bank.

**xix) Provision for climate risk fund**

GBCSRD Circular No. 04 dated 9 July 2015 was issued by Bangladesh Bank which instructed Banks to maintain a climate fund of 10% of the CSR budget. During the period ended 31 December 2025, the bank kept provision inline with the circular.

**2.01.2 The Bank's compliance with related pronouncements by Bangladesh Bank:**

**i) Internal control**

The objective of internal control is to ensure that management has reasonable assurance that (i) operations are effective, efficient and aligned with strategy, (ii) financial reporting and management information is reliable, complete and timely accessible, (iii) the entity is in compliance with applicable Laws and Regulations as well as its internal policies and ethical values including sustainability, and (iv) assets of the company are safeguarded and frauds, forgeries & errors are prevented or detected.

Jamuna Bank PLC. has established an effective internal control system whose primary aim is to ensure the overall control of risks and provide reasonable assurance that the objectives set by the Bank will be met. It has designed to develop a high level risk culture among the personnel of the Bank, establish efficient and qualified operating model of the Bank, ensure reliability of internal and external information including accounting and financial information, secure the Bank's operations and assets, and comply with laws, regulatory requirements and internal policies.

The Board of Directors of Jamuna Bank, through its Audit Committee, periodically reviews the effectiveness of Bank's internal control system covering all the material controls, including financial, operational and compliance controls, risk management systems, the adequacy of resources, qualifications and experience of staff of the accounting and financial reporting function, training programs, budget, etc. The Board Audit Committee reviews the actions taken on internal control issues identified by the Internal & External Auditors and Regulatory Authorities. It has active oversight on the internal audit's independence, scope of work and resources and it also reviews the functions of Internal Control & Compliance Division of Head Office, particularly the scope of the annual audit plan and frequency of the internal audit activities.

During the year ended 31 December 2025, ICCD conducted inspection on most of the Branches/ Divisions of Head Office of the Bank and submitted reports presenting the findings of the audits/ inspections. The bank conducted the risk grading of branches as per Bangladesh Bank guideline. The ICCD plan and perform the audit accordingly. Necessary control measures and corrective actions have been taken on the suggestions or observations made in these reports. The reports or key points of the Reports have also been discussed in the meetings of the Audit Committee of the Board and necessary steps have been taken according to the decision of the said Committee for correct functioning of Internal Control & Compliance.

**ii) Internal audit**

Internal Audit is the continuous and systematic process of examining and reporting on the activities of an organization undertaken by the specially assigned officers. Internal Auditor works as the Eyes & Ears of the Management.

Internal Audit Mechanism is used as an important element to ensure good governance of JBPLC. Internal Audit Activity of JBPLC is effective and it provides Senior Management with a number of important services. These include detecting and preventing fraud, testing internal control, Monitoring and compliance with own policies & procedures, applicable rules & regulations, instructions/guidelines of Regulatory Authority etc. Our team carry out Comprehensive inspection, Special inspection & Surprise inspection and investigation, etc. in order to help avoiding any fraudulent activities which in turn would strengthen the bank to set up sound structural base.



**iii) Fraud and forgeries**

Fraud can happen anywhere. Though, only relatively few major frauds are picked up by the media, huge sums are lost by all kinds of businesses against large number of frauds. The risks of fraud is increasing day by day as a result of growing globalization, more competitive markets, rapid developments in technology, periods of economic difficulty, etc. Banks by virtue of the nature of activities undertaken and its operating environment are vulnerable to frauds, which takes place when aggressive business strategy and process for quick growth is adopted without adequate/ appropriate internal controls or non-adhering to operating standards/ controls. In the recent past, incidence of frauds in the Banking industry has increased to some extent, which calls for concerted steps in investigating the frauds and identifying the fraudsters for eventual criminal prosecution and internal punitive action.

It will never be possible to eliminate all frauds and no system is completely fraud proof, since many fraudsters are able to bypass control systems put in place. JBPLC pays attention on anti-fraud internal controls for prevention of fraud and forgery. JBPLC assesses /evaluates the effectiveness of its Anti-Fraud Internal Control measures on quarterly basis as per the items/ areas mentioned in the prescribed checklist of Bangladesh Bank.

**iv) Risk management**

The risky nature of Banking business has caused the Central Bank to be much concerned about the risk factors affecting the financial position of the banks. In this connection every Central Bank has come forwarded to establish a general framework to defeat risk factors considering the laws of the land. Bangladesh bank has also undertaken an overall core-risk management project under which every bank is bounded to the authoritative covenants to install risk management system.

Jamuna Bank PLC. has established approved policies in compliance with Central bank's guidelines covering major areas such as (i) Credit risk management (b) Foreign exchange risk management (c) Asset liability management (d) Money laundering risk (e) Internal control & compliance (f) Information and communication technology security risk.

Jamuna Bank PLC. has adopted Risk Management Guidelines formulated by Bangladesh Bank. The purpose of the guidelines is to inform management about the loopholes of full fledged implementation of Core risks management, improve risk management culture, restructure minimum standards and assist in the ongoing improvement.

In compliance with the requirements of Bangladesh Bank guidelines, Risk Management Division monthly prepare Risk Management Paper (RMP) and the paper is reviewed in the meeting of Risk Management Committee to have their opinion/decision on the issues identified in RMP.

**2.02 Functional and presentation currency**

These financial statements are presented in Bangladesh Taka, which is the Bank's functional currency. Except as otherwise indicated, financial information presented in Taka has been rounded to the nearest integer.

**2.03 Use of estimates and judgments**

The preparation of financial statements requires management to make judgments, estimates and assumptions that affect the application of accounting policies and the reported amounts of assets, liabilities, income and expenses. Actual results may differ from these estimates.

Estimates and underlying assumptions are reviewed on an ongoing basis. Revisions to accounting estimates are recognized in the period in which the estimates is revised and in any future periods affected.

**2.04 Reporting period**

These financial statements cover one calendar year from 01 January 2025 to 31 December 2025.

**2.05 Statement of cash flows**

Cash flow statement has been prepared in accordance with the BRPD circular no. 14, Dated: 25 June 2013 issued by the Banking Regulations and Policy Department of Bangladesh Bank.

**2.06 Foreign currency conversion**

Transaction in Foreign Currencies are translated into Bangladesh Taka and recorded at the ruling Exchange rates applicable on the dates of transactions in accordance with International Accounting Standards (IAS) – 21 "The Effects of Changes in Foreign Exchange Rates". As such -

i) Assets and liabilities denominated in foreign currency are translated into Bangladesh Taka at the balance sheet date at mid rates.

Transactions in foreign currencies are converted into Bangladesh Taka currency at average exchange rate of

ii) such transactions and any gains or losses thereon are adjusted to revenue through foreign exchange trading account.

Assets and liabilities have been converted into Taka Currency @ US\$ 1 = Tk. 122.2954 and also the income and expenses have been converted into Taka Currency @ US\$ 1=Tk. 122.2954 which represents the average rate for the year 2025.

## **2.07 Statement of liquidity**

The liquidity statement has been prepared in accordance with the remaining maturity grouping of the value of the assets and liabilities for the year ended 31 December 2025.

## **3.00 Significant Accounting Policies**

### **3.01 Consolidation Procedure**

The consolidated financial statements include the financial statements of Jamuna Bank PLC. and its subsidiaries- Jamuna Bank Capital Management Limited and Jamuna Bank Securities Limited made up to the end of the financial year.

The consolidated financial statements have been prepared in accordance with International Accounting Standard 27: Separate Financial Statements and International Financial Reporting Standard 10: Consolidated Financial Statements. The consolidated financial statements are prepared to a common financial year ended 31 December 2025.

#### **Subsidiary**

Subsidiary is that enterprise which is controlled by the Bank. Control exists when the Bank has the power, directly or indirectly, to govern the financial and operating policies of an enterprise from the date that control commences until the date that control ceases. The financial statements of subsidiary are included in the consolidated financial statements from the date that control effectively commences until the date that the control effectively ceases. Subsidiary companies are consolidated using the purchase method of accounting.

#### **3.01.1 Transactions eliminated on consolidation**

Intra-group balances, and income and expenses (except for foreign currency transaction gains or losses) arising from intra-group transactions, are eliminated in preparing the consolidated financial statements. Unrealized losses are eliminated in the same way as unrealized gains, but only to the extent that there is no evidence of impairment.

#### **3.01.2 Non-controlling interest**

For each business combination, the Group elects to measure any non-controlling interests in the acquire either:

- at fair value; or
- at their proportionate share of the acquirer's identifiable net assets, which are generally at fair value.

Changes in the Group's interest in a subsidiary that do not result in a loss of control are accounted for as transactions with owners in their capacity as owners. Adjustments to non-controlling interests are based on a proportionate amount of the net assets of the subsidiary.

Subsidiaries are the entities controlled by the Group. The financial statements of subsidiaries are included in the consolidated financial statements from the date that control commences until the date that control ceases.

### **3.02 Assets and basis of their valuation**

#### **3.02.1 Cash and cash equivalents**

Cash and cash equivalents include notes and coins on hand, unrestricted balances held with Bangladesh Bank and its agent bank, balance with other banks and financial institutions, money at call and on short notice, investments in treasury bills and prize bond.

#### **3.02.2 Investments**

All investment securities are initially recognized at cost, including acquisition charges associated with the investment. Premiums are amortized and discounts are accreted.

##### **Held to maturity**

Investments which have, 'fixed or determinable payments' and are intended to be held to maturity are classified as 'Held to Maturity.'

##### **Held for trading**

Investment classified in this category are acquired principally for the purpose of selling or repurchasing in short trading or if designated as such by the management.

##### **Re-measured bond**

As per DOS circular letter no. 27 dated 04 December 2023, Treasury bond held in HFT category by the Primary Dealer (PD) may be re-measured at amortized cost instead of fair value.

##### **Revaluation**

As per the DOS Circular letter no. 5 dated 04 June 2024, HFT securities are revalued each week using Marking to Market concept and HTM securities are amortized once a year according to Bangladesh Bank guidelines.



Value of investments has been shown as under:

Items	Assessment of accounting
Bangladesh Bank bills	Amortized value
Government treasury bills-HTM	Amortized value
Government treasury bills-HFT	Market value
Government treasury bonds-HTM	Amortized value
Government treasury bonds-HFT	Market value
Prize bond & other bonds	Cost price
Unquoted shares (Ordinary)	At cost (as per BRPD circular 14 dated June 25, 2003 )
Quoted shares (Ordinary)	At cost (provision made for any shortfall arising due to reduce market price from cost price)

### 3.02.3 Loans & advances and provision

Interest is calculated on daily product basis but charged and accounted for quarterly on accrual basis. Interest on classified loans is kept in interest suspense account as per Bangladesh Bank guidelines and such interest is not accounted for as income until realized from borrowers. Interests are not charged on bad / loss loans as per instructions of Bangladesh Bank. Advances are stated at gross value.

Provision for loans and advances is made on the basis of year-end review by the management and on the basis of instructions contained in Bangladesh Bank BRPD Circular No-14 dated 23 September 2012, BRPD Circular No-5, dated 29 May 2013, BRPD Circular No.15, dated 29 September, 2017, BRPD Circular No.16, dated 21 July, 2020 and BRPD Circular No.52, dated 20 October, 2020, BRPD Circular No.56, dated 10 December 2020, BRPD Circular No. 03, dated 31 January 2021, BRPD Circular No. 05, dated 24 March 2021, BRPD Circular letter No. 51, dated 29 December 2021 & BRPD Circular letter No. 53, dated 30 December 2021 and other related circulars, at the following rates:

Particulars	Rate
<b>General provision on</b>	
a. Consumer financing (House financing and loans to professional)	2%
b. House Financing	1%
c. Small and medium enterprise financing (SMEF)	0.25%
d. Short term agriculture & micro credit	0.25%
e. Loans to BHs/ MBs/ Sds against shares etc	2%
f. Loans to Professionals	2%
g. All other credit	1%
<b>Specific provision on</b>	
<b>a. Substandard loans and advances</b>	
i. Short term agri. Credit, micro credit & SME	5%
ii. Other than short term agri. Credit, micro credit & SME	20%
<b>b. Doubtful loans and advances</b>	
i. Short term agri. Credit, micro credit & SME	20%
ii. Other than short term agri. Credit, micro credit & SME	50%
c. Bad/Loss loans and advances	100%

Loans and advances are written off to the extent that there is no realistic prospect for recovery as per guideline of Bangladesh Bank. However, write off will not reduce the claim against the borrower. Detailed records for all such write-off accounts are maintained.

### 3.02.4 Property, plant and equipment and their depreciation Recognition and measurement

Items of fixed assets excluding land are measured at cost/revaluation less accumulated depreciation and accumulated impairment losses, if any. Land is measured at cost/revaluation.

Cost includes expenditure that are directly attributable to the acquisition of asset and bringing to the location and condition necessary for it to be capable of operating in the intended manner.

When parts of an item of fixed asset have different useful lives, they are accounted for as separate items (major components) of fixed assets.

The gain or loss on disposal of an item of fixed asset is determined by comparing the proceeds from disposal with the carrying amount of the item of fixed asset, and is recognized in other income/other expenses in profit or loss. Property, Plant and Equipment are recognized as assets in accordance with International Accounting Standards (IAS) 16 "Property Plant and Equipment".

### Subsequent costs

The cost of replacing a component of an item of fixed assets is recognized in the carrying amount of the item if it is probable that the future economic benefits embodied within the part will flow to the Group and its cost can be measured reliably. The carrying amount of the replaced part is derecognized. The costs of the day-to-day servicing of fixed assets are recognized in profit or loss as incurred.

### Depreciation

During the period under audit, depreciation is charged at the following annual rates on straight-line method on all fixed assets except land. Depreciation has been charged on addition during the period when respective assets put into use and in case of sale, up to the date of sale.

Name of the assets	Rate of depreciation
Building	2.50%
Furniture & fixture	10%
Office equipment	15%
Computer	15%
Motor vehicle	20%

#### 3.02.5 Other Assets

Other assets include all balance sheet accounts not covered specifically in other areas of the supervisory activity and such accounts may be quite insignificant in the overall financial condition of the Bank.

#### 3.02.6 Non-banking assets

Non-banking assets are acquired on account of the failure of a borrower to repay the loan on time after receiving the decree from the Court regarding the right and title of the mortgage property. The Bank has been awarded ownership of the mortgage properties according to the verdict of the Honorable Court in accordance with the section 33 (7) of "Artharin Adalat-2003". The value of Non-Banking Assets has been determined and reported in the financial statements on the basis of valuation report of an Independent valuer.

#### 3.02.7 IFRS 16: Leases

Jamuna Bank PLC. has applied IFRS 16: "Leases" for the first time with the date of initial application of 1 January 2021 using modified retrospective approach where the bank measured the lease liability at the present value of the remaining lease payments and recognized a right-of-use asset at the date of the initial application on a lease by lease basis.

In according to IFRS 16 Leases, a contract is, or contains, a lease if it conveys the right to control the use of an identified asset for a period of time in exchange for consideration.

Control is conveyed where the customer has both the right to direct the identified asset's use and to obtain substantially all the economic benefits from that use.

An asset is typically identified by being explicitly specified in a contract, but an asset can also be identified by being implicitly specified at the time it is made available for use by the customer.

Upon lease commencement the bank recognizes a right-of-use asset and a lease liability. The right-of-use asset is initially measured at the amount of the lease liability plus any initial direct costs incurred by the Bank. Adjustments may also be required for lease incentives, payments at or prior to commencement and restoration obligations or similar. After lease commencement, the Bank measures the right-of-use asset using a cost model. Under the cost model a right-of-use asset is measured at cost less accumulated depreciation and accumulated impairment.

The lease liability is initially measured at present value of the future lease payments discounted using the discount rate implicit in the lease. Subsequently, the lease liability is adjusted for interest and lease payments, as well as the impact of lease modifications, amongst others.

The Bank has elected to account for short-term leases and leases of low-value assets using the practical expedients. Instead of recognizing a right-of-use asset and lease liability, the payments in relation to these are recognized as an expense in profit or loss on a straight-line basis over the lease term.

On the statement of financial position, right-of-use assets have been included in property, plant and equipment and lease liabilities have been included in other liabilities.

On transition to IFRS 16 the weighted average incremental borrowing rate applied to lease liabilities recognized under IFRS 16 was 4%.

At the year end, the bank has total 170 branches out of which 166 branches are leased from different lessor. While implementing IFRS-16 'leases', we have considered 159 branches for which the underlying asset is of low value, in accordance with Para 5(b), and Appendix B3-B8 of IFRS-16. Therefore, these 160 branches have been exempted from being recognized as lease assets/liabilities and the remaining 4 branches have fallen under the scope of IFRS-16.



### **3.03 Liabilities and basis of their valuation**

#### **3.03.1 Deposits and other accounts**

Deposits by customers and banks are recognized when the bank enters into contractual provisions of the arrangements with the counter parties, which is generally on trade date, and initially measured at the consideration received.

#### **3.03.2 Other liabilities**

Other liabilities comprise items such as provision for loans and advances/investments, provision for taxation, interest payable, interest suspense, accrued expenses, obligation under finance lease etc. Other liabilities are recognized in the balance sheet according to the guidelines of Bangladesh Bank, Income Tax Ordinance 1984 and internal policy of the Bank.

#### **3.03.2 Provision for liabilities**

A provision is recognized in the balance sheet when the bank has a legal or constructive obligation as a result of a past event and it is probable that an outflow of economic benefit will be required to settle the obligations, in accordance with the IAS - 37 "Provisions, Contingent Liabilities and Contingent Assets".

#### **3.03.3 Share Capital**

Ordinary shares are classified as equity when there is no contractual obligation to transfer cash or other financial assets.

#### **3.03.4 Authorized Capital**

Authorized capital is the maximum amount of share capital that the Bank is authorized by its Memorandum and Articles of Association.

#### **3.03.5 Paid up Capital**

Paid up capital represents total amount of shareholders' capital that has been paid in full by the ordinary shareholders. Holders of ordinary shares are entitled to receive dividends as declared from time to time and are entitled to vote at shareholders meetings. In the event of a winding-up of the Bank, ordinary shareholders are ranked after all other shareholders and creditors and are fully entitled to any residual proceeds of liquidation.

### **3.04 Non controlling interest in subsidiaries**

Non controlling interest in business is an accounting concept that refers to the portion of a subsidiary corporation's stock that is not owned by the parent corporation. The magnitude of the Non controlling interest in the subsidiary company is always less than 50% of the outstanding shares, else the corporation would cease to be a subsidiary of the parent. Non controlling interest is reported on the consolidated income statement as a share of profit belonging to Non controlling shareholders.

### **3.05 Statutory reserve**

The Bank Companies Act, 1991 (as amended 2023) requires the bank to transfer 20% of its current year's profit before tax to reserve until such reserve equals to its paid up capital. The Bank maintained its statutory reserve account equivalent to paid up capital.

### **3.06 Contingent liabilities, commitments and other off-balance sheet settlements**

A contingent liability is -

A possible obligation that arises from past events and the existence of which will be confirmed only by the occurrence or non-occurrence of one or more uncertain future events not wholly within the control of the Bank; or A present obligation that arises from past events but it is not recognized because:

- \* it is not probable that an outflow of resources embodying economic benefits will be required to settle the obligation; or
- \* the amount of the obligation cannot be measured with sufficient reliability.

Contingent liabilities are not recognized but disclosed in the financial statements unless the possibility of an outflow of resources embodying economic benefits is reliably estimated.

### **3.07 Revenue recognition**

The revenue during the period under audit is recognized satisfying the conditions as specified in International Financial Reporting Standards (IFRS) 15 "Revenue Recognition". Details are as under:

#### **3.07.1 Interest/profit income**

- i. Interest is calculated on daily product on unclassified loans and advances but charged on quarterly and monthly basis, where applicable.
- ii. Interest is charged on classified loans and advances by crediting interest suspense account as per BRPD Circular No 14 dated 23 September 2012 and such interest is taken into income account upon realization. Interest on credit card outstanding is calculated on daily product but charged on monthly basis.
- iii. Commission and discounts on bills purchased and discounted are recognized at the time of realization.
- iv. For Islamic Banking, profit is charged on unclassified investments on daily product basis and charged to the clients on quarterly and monthly basis, where applicable.
- v. Islamic Banking branches calculate profit on classified investments and credits the same to profit suspense account until realization.

### **3.07.2 Fees, commission and discounts income**

Fees, commission and discounts on bills purchased and discounted are recognized at the time of realization.

### **3.07.3 Investment income**

Interest income on investments is recognized on accrual basis. Capital gain on investments in shares is also included in investment income. Capital gain is recognized when it is realized.

### **3.08 Interest/profit paid and other expenses**

In terms of the provisions of IAS-1 "Presentation of Financial Statements" interest/profit and other expenses are recognized on accrual basis.

### **3.09 Taxation**

#### **a) Current tax**

Provision for current tax has been made @ 37.50% as prescribed in the Finance Act, 2024 of the profit made by the Bank considering major taxable allowances and disallowances.

#### **b) Deferred tax**

Deferred tax is calculated on the taxable/deductible temporary differences between tax base amount and carrying amount of assets and liabilities as required by International Accounting Standard (IAS)-12 "Income Taxes".

Deferred tax normally results in a liability being recognized within the Balance Sheet. Deferred tax is recognized on differences between the carrying amounts of assets and liabilities in the financial statements and the corresponding tax bases used in the computation of taxable profit, and are accounted for using the balance sheet liability method. Deferred tax liabilities are generally recognized for all taxable temporary differences and deferred tax assets are recognized to the extent that it is probable that taxable profits will be available against which deductible temporary differences, unused tax losses or unused tax credits can be utilized. Such assets and liabilities are not recognized if the temporary difference arises from goodwill or from the initial recognition (other than in a business combination) of other assets and liabilities in a transaction that affects neither the taxable profit nor the accounting profit. Deferred tax assets and liabilities are offset when there is a legally enforceable right to set off current tax assets against current tax liabilities and when they relate to income taxes levied by the same taxation authority and the company intends to settle its current tax assets and liabilities on a net basis.

### **3.10 Provision for nostro accounts**

As per instruction contained in the circular letter no. FEPA (FEMO)/01/2005-677 dated September 13, 2005 issued by Foreign Exchange Policy Department of Bangladesh Bank, Bank are required to make provision regarding the un-reconciled debit balance of nostro account over more than 3 months as on the reporting date in these financials. Since there is no un-reconciled entries which are outstanding more than 3 months. As such, the Bank does not require to make provision.

### **3.11 Employee benefits**

The retirement benefits accrued for the employees of the Bank during reporting period have been accounted for in accordance with the provisions of IAS-19 "Employees Benefit".

#### **3.11.1 Provident fund**

Provident Fund benefits are given to the employees of the Bank in accordance with the locally registered Provident Fund Rules. This Fund is being operated under a Trustee Board. This fund got approval from the National Board of Revenue (NBR) on 28 August 2002. All employees of the bank are contributing 10% of the basic salary as subscription to the fund. The bank also contributes equal amount to the fund.

#### **3.11.2 Employees Welfare Fund**

The Bank operates an Employees Welfare Fund and it is operated by a separate Board of Trustees and a Fund Rules of the Bank.

#### **3.11.3 Gratuity**

The Bank operates a funded gratuity scheme approved by the National Board of Revenue (NBR) on 04 April 2010. In the Bank gratuity scheme covers all permanent employees of the Bank. The company made provision to meet-up claim of out going employees. The gratuity is calculated on the basis of last basic pay and is payable at the rate of two months basic pay for every completed year of service upon full filling the eligibility criteria instead of accounting for gratuity from the year of joining as per IAS 19. The eligibility criteria for accounting for gratuity is 6 (six) years of continued service with the Bank or a period of 3 (three) years with other Banks and 3 (three) years with Jamuna Bank PLC.

#### **3.11.4 Incentive bonus**

An incentive bonus is given to the employees in every year. The incentive bonus amount is paid annually, normally in first month of every following the year and the costs are accounted for in the period to which it relates.

### **3.12 Number of employees**

The number of employees engaged for the whole year or part thereof who received a total yearly remuneration of Tk 36,000 or above were 4,397 in 2025 and 4,411 in 2024.



### 3.13 Earnings per share (EPS)

Earnings per share have been calculated in accordance with IAS-33: "Earnings per Share". The Group and the Bank present basic and diluted earnings per share (EPS) data for its ordinary shares. basic EPS is calculated by dividing the profit or loss attributable to ordinary shareholders of the Group/Bank by the weighted average number of ordinary shares outstanding during the period. Diluted EPS is determined by adjusting the profit or loss attributable to ordinary shareholders and the weighted average number of ordinary shares outstanding for the effects of all dilutive potential ordinary shares, which comprise share options granted to employees.

### 3.14 Reconciliation of inter-bank/books of accounts

Books of Accounts with regard to inter-bank (in Bangladesh & out side Bangladesh) and inter-branch have been reconciled and there is no material difference, which might effect the financial statements significantly. Reconciliation statement with Bangladesh Bank enclosed in Annexure- A-1.

### 3.15 Risk management

In banking organization, risk is the possibility that outcome of an action or event could bring up adverse impact. Such outcome could either result in a direct loss of earnings/capital or may result in imposition of constraints on banks' ability to meet their business objectives. Risk is the outcome of losses due to sudden downturn in economy or falling interest rates. Banks have to rely on their capital as a buffer to absorb such losses. The types and degree of risks an organization may be exposed depend upon a number of factors such as its size, complexity business activities, volume etc. Initially Bangladesh Bank has issued guidelines on six core risk areas and accordingly scheduled banks operating in Bangladesh has implemented the guidelines for better risk management practice. Implementation of core risk management guidelines by Jamuna Bank PLC. and its status are discussed below.

#### 3.15.1 Credit risk management

Credit risk arises while the borrowers or counterparty to a financial transaction fails to discharge an obligation as per agreed covenants, resulting in financial loss to the Bank. Credit exposures may arise from both the banking and trading books as well as Off-Balance sheet exposures. Credit risk is managed in the JBPLC through a framework that spell out policies and procedures covering the measurement and management of credit risk. There is a clear segregation of duties between transaction originators in the businesses and approvers in the Risk function. All credit exposure limits are approved within a defined credit approval authority framework. Credit policies and standards are considered and approved by the Board of Directors.

#### Credit rating and measurement

Risk measurement plays a central role, along with judgment and experience, in informing risk taking and portfolio management decisions. It is a primary area for sustained investment and senior management attention. The standard credit risk grading (CRG) system is used in both Corporate and SME Banking. The grading is used to assess the client along with a range of quantitative and qualitative factors. Our credit grades against Corporate & Medium clients are supported by external credit grades, and ratings assigned by external ratings agencies.

#### Credit approval

Major credit exposures to individual borrowers, groups of connected counterparties and portfolios of retail exposures are reviewed by the Head Office Credit Committee (HOCC) and HOCC recommend the loan to the approval authority. All credit approval authorities are delegated by the Board of Directors to executives based on their capability, experience & business acumen. Credit origination and approval roles are segregated in all cases.

#### Credit monitoring

We regularly monitor credit exposures, portfolio performance, and external trends through relationship and corporate administration team at Branch and Head Office. Internal risk management reports containing information on key environmental, political and economic trends across major portfolios; portfolio delinquency and loan impairment performance; as well as credit grade migration are presented to risk committees (HOCC and PAMC). The HOCC & PAMC meets regularly to assess the impact of external events and trends on the credit risk portfolio and to define and implement our response in terms of appropriate changes to portfolio shape, underwriting standards, risk policy and procedures. Accounts or portfolios are placed on Early Alert (EA) when they display signs of weakness or financial deterioration, for example, where there is a decline in the customer's position within the industry, a breach of covenants, non-performance of an obligation, or there are issues relating to ownership or management.

Such accounts and portfolios are subjected to a dedicated process overseen by the Monitoring & Recovery Division. Account plans are re-evaluated and remedial actions are agreed and monitored. Remedial actions include, but are not limited to, exposure reduction, security enhancement, exiting the account or immediate movement of the account into the control of Recovery unit. In Retail/Consumer Banking, portfolio delinquency trends are monitored continuously at a detailed level. Individual customer behavior is also tracked and informed in lending decisions. Accounts which are past due are subject to a collections process, monitored in collaboration with the Relationship manager by the Risk function. Charged-off accounts of the Bank are managed by specialist recovery teams.

### **Concentration risk**

Credit concentration risk is managed within concentration caps set for counterparty or groups of connected counterparty, for industry sector; and for product. Additional targets are set and monitored for concentrations by credit committee. Credit concentrations are monitored by the responsible risk committees in each of the businesses and concentration limits that are material to the Bank are reviewed and approved at least annually by the Board of Directors.

### **Credit risk mitigation**

Potential credit losses from any given account, customer or portfolio are mitigated using a range of tools such as collateral, netting agreements, insurance, and other guarantees. The reliance that can be placed on these mitigates is carefully assessed in light of issues such as legal certainty and enforceability, market valuation correlation and counterparty risk of the guarantor. Risk mitigation policies determine the eligibility of collateral types. Collateral types which are eligible for risk mitigation include: cash; residential, commercial and industrial property; fixed assets such as motor vehicles, plant and machinery; marketable securities; commodities; bank guarantees; and letters of credit. Collateral is valued in accordance with our credit policy, which prescribes the frequency of valuation for different collateral types, based on the level of price volatility of each type of collateral. Collateral held against impaired loans is maintained at fair value.

#### **3.15.2 Foreign exchange risk**

Foreign exchange risk is the risk that an investment's value changing due to changes in currency exchange rates. The risk that an investor will have to close out a long or short position in a foreign currency at a loss due to an adverse movement in exchange rates. The risk is most acute for businesses that deal in more than one currency. However, other businesses are indirectly exposed to foreign exchange risk if, for example, their business relies on imported products and services.

Foreign exchange risk should be managed where fluctuations in exchange rates impact the business profitability.

#### **Sources of foreign exchange risk:**

Foreign exchange risk for a business may arise from a number of sources, including:

- where the business is related to imports or exports
- where other costs, such as capital expenditure, are denominated in foreign currency
- where export bill is received in foreign currency
- where other income, such as royalties, interest, dividends etc., is received in foreign currency
- where the loans are denominated (and therefore payable) in foreign currency
- where the business has offshore assets such as operations or subsidiaries that are valued in a foreign currency, or foreign currency deposits.

#### **Methods of measuring foreign exchange risk:**

There are many ways to measure foreign exchange risk, ranging from simple to complex measures. Following are some of the examples of the simpler measures which can be applied and understood by most businesses:

- MIS of foreign currency exposures
- Table of projected foreign currency cash-flows
- Sensitivity analysis
- Value at risk

Like other banks and financial institutions, Jamuna Bank PLC. is also exposed to Foreign Exchange Risk that sprouts externally due to convergence and divergence of many factors in the international market. The foreign exchange business of the bank, fully backed by the underlying transactions, is well-managed as per Bank's internal risk management policies and guidelines and the guidelines of Bangladesh Bank (Central Bank of Bangladesh). The Asset Liability Management Committee (ALCO) of the bank, headed by the Managing Director & CEO, reviews the risk management position of the bank on regular intervals and provides insights and guidelines to the Treasury Division to manage the foreign exchange risk of the Bank with minimum financial impact.

#### **3.15.3 Asset Liability Management Risk**

The Bank has established an Asset Liability Committee (ALCO) contains 10 (ten) members headed by Managing Director. The committee meets at least once in every month. The main responsibilities of ALCO are to look after the Financial Market activities, manage liquidity and interest rate risk, understand the market position and competition etc. The Asset Liability Management Committee also monitored the balance sheet risk. The balance sheet risk is defined as potential changes in earnings due to change in rate of interest and exchange earnings which are not of trading nature. To support ALM process, the most important strategy of the ALM of the Bank is medium to short-term funding and adequate liquidity both in local and foreign currency all time at the most appropriate funding cost. An important objective of ALCO is to provide cost effective funding to finance the asset growth and trade related transactions, optimize the funding cost, increase spread with the lowest possible liquidity, maturity, foreign exchange and interest rate risks.

#### **3.15.4 Internal control and compliance risk:**

Internal controls are the policies and procedures established and implemented alone, or in concert with other policies or procedures, to manage and control a particular risk or business activity, or combination of risks or business activities, to which the Bank is exposed to or in which it is engaged.

**Objective of internal control:**

The primary objective of internal control system in a bank is to help the bank perform better through the use of its resources. Through internal control system bank identifies its weaknesses and takes appropriate measures to overcome the same. The main objectives of internal control are as follows :

- Efficiency and effectiveness of activities (performance objectives)
- Reliability, completeness and timelines of financial and management information (information objectives)
- Compliance with applicable laws and regulations (compliance objectives), Risk Recognition and Assessment:
- Internal control system has been designed in such a way to recognize and assess all of the material risks that could adversely affect the achievement of the Bank's goals.
- Effective risk assessments identify and consider both internal and external factors.
- Risk assessment by Internal Control System differs from the business risk management process which typically focuses more on the review of business strategies developed to maximize the risk/reward trade-off within the different areas of the Bank. The risk assessment by Internal Control focuses more on compliance with regulatory requirements, social, ethical and environmental risks those affect the banking industry.

**3.15.5 Money laundering risk:**

Money Laundering Risk is one of the 6(six) core risk elements in banking business. Money Laundering Risk is defined as reputational and legal risk under operational risk and expenses incurred as penalty for being non-complined in prevention of money laundering. In order to manage the AML risk, the bank has set up an effective Anti-Money Laundering programmed in line with Anti-Money Laundering Act, 2012 as amended 2015 and Bangladesh Bank guidance which has been updated through inclusion of Anti-Terrorist Act, 2012. The Bank has developed manuals for prevention of money laundering and introduced know Your Customer (KYC) program and Transaction Profile (TP) including uniform A/c opening form at branch level for meticulous compliance. The Bank recognizes this risk as a separate classification emphasizing due importance for being compliant on it by way of making conversant of all Executives/Officers through issuing Circulars and providing necessary training of AML and CFT issues by AML Division of the Bank.

**Designation of anti money laundering compliance officers (AMLCO):**

The Bank has designated a Chief Anti-Money Laundering Compliance Officer (CAMLCO) at its Head Office who is empowered with sufficient authority to implement and enforce anti-money laundering policies, procedures and measures and who reports directly to Senior Management and the Board of Directors. This provides evidence of Senior Management's commitment to efforts to combat money laundering and terrorist financing and more importantly, provides added assurance that the officers have sufficient clout to investigate potentially suspicious activities.

**3.15.6 Information communication technology risk**

Jamuna Bank PLC has taken various initiatives to minimize its ICT risks during the year of 2025 as such it is a continuous process.

For smooth online banking operation, the bank has deployed fault-tolerant bare-metal hardware with network devices both in primary Data Center (DC) and Disaster Recovery Site (DRS) to ensure high availability. The DRS has been equipped with hardware proportional to the configuration and capacity of the DC to pursue disaster recovery and business continuity of the Bank. The Bank is in the process of certification for Tier-3 Data Center.

The Bank has performed third party VAPT (vulnerability & penetration testing) on its Digital Banking platform with remedial actions to minimize cyber risks. Additionally, data encryption mechanism has been implemented in all the internet facing web-applications for user-data privacy. Moreover, the obsolete operating systems in employee work-stations (like windows XP, 7, 8.1) have been replaced.

The "bank-owned device policy" has been formulated to bring all its portable devices under accountability. In addition, "email archiving policy" has been developed and accordingly automated email archiving system has been implemented to preserve Bank's valuable correspondence.

The Bank has arranged extensive cyber awareness programs with all of its officials during the October month of 2025. The Bank has also designated the month of October each year as "Cyber Awareness Month."

The Bank has implemented a smart HR attendance system accompanied by artificial intelligence to ensure employee accountability and prevent entrance of unauthorized personnel in Bank's premises.

The Bank has addressed and mitigated various observations raised by the internal audit team & Bangladesh Bank audit team to minimize associated ICT risks.

The Bank is now performing POC (proof of concept) on EDR (endpoint Detection and response), intrusion detection system and VAPT system for implementation in the year of 2025 to minimize ICT threats & vulnerabilities.

### 3.15.7 Interest rate risk

Interest rate risk may arise either from trading portfolio or non-trading portfolio. The trading portfolio of the Bank consists of Government treasury bills of 28 days maturity. The short-term movement in interest rate is negligible or nil. Interest rate risk of non-trading business arises from mismatches between the future yield of an asset and its funding cost. Asset Liability Committee (ALCO) monitors the interest rate movement on a regular basis.

### 3.15.8 Equity risk

Equity risk arises from movement in market value of equities held. The risks are monitored by Investment Committee under a well designed policy framework. The market value of equities held was, however, lower than the cost price at the balance sheet date

### 3.15.9 Operational Risk

Operational risk may arise from error and fraud due to lack of internal control and compliance. Management through Internal Control and Compliance Division controls operational procedure of the Bank. Internal Control and Compliance Division undertakes periodical and special audit of the branches and divisions at the Head Office for review of the operation and compliance of statutory requirements. The Audit Committee of the Board subsequently reviews the reports of the Internal Control and Compliance Division.

### 3.15.10 Risk Management Committee Disclosures

The Board Risk Management Committee (BRMC) has been formulated by the bank's Board of Directors, in compliance with Section 15Kha(3) of the Bank Company Act, 1991 (as amended up to 2023) and subsequent BRPD circular#02, dated 11 February 2024 issued by Bangladesh Bank. The Committee consists of five members, all nominated by the Board from among the directors. The Company Secretary of the Bank acts as the Secretary of the Committee. Presently the BRMC is constituted by the following members of the Board:

Sl.No	Name of Member	Status with Bank	Status with Committee
1	Mr. Shaheen Mahmud	Director	Chairman
2	Mr. Md. Belal Hossain	Chairman (Board)	Member
3	Engr. A. K. M. Mosharraf Hussain	Director	Member
4	Mr. Md. Sirajul Islam Varosha	Director	Member

In nominating members, due consideration has been given to integrity, competence, diligence, and availability of time. All members possess sound knowledge of the Bank Company Act, 1991, relevant laws and regulations, banking operations, bank management, and various risk areas, along with a clear understanding of their roles and responsibilities as members of the Committee.

The Committee conducted 9 (nine) meeting during the year where the following important issues were discussed /reviewed:

- Reviewed the overall Risk Management Framework of the Bank in alignment with the strategic objectives and regulatory requirements.
- Reviewed the Risk Management Policies covering credit, market, operational, liquidity, legal, reputational, and other key risks.
- Reviewed the Bank's risk appetite and tolerance limits and monitored compliance therewith.
- Reviewed the overall risk profile, emerging risks, and risk mitigation measures across the Bank's operations.
- Reviewed the effectiveness of risk monitoring, control, and reporting mechanisms to ensure timely and accurate reporting to the Board.
- Reviewed stress testing results, scenario analyses, capital adequacy, and liquidity resilience of the Bank.
- Reviewed the effectiveness of the risk governance structure and implementation of risk management practices across the organization.
- Reviewed the Bank's compliance with Bangladesh Bank regulations, Basel III requirements, and other applicable risk management guidelines.
- Reviewed the adequacy and effectiveness of internal control systems and implementation status of corrective measures against identified gaps.
- Reviewed periodic risk management reports and key risk indicators submitted to the Board Risk Management Committee.
- Reviewed the effectiveness of existing risk mitigation strategies and advised Management for necessary improvements where required.
- Reviewed initiatives undertaken to promote a strong risk management culture and awareness across the Bank.
- Reviewed crisis management, business continuity, and contingency planning arrangements to ensure operational resilience during adverse situations.



### 3.16 Compliance of International Accounting Standards (IAS) and International Financial Reporting Standards (IFRS)

The Institute of Chartered Accountants of Bangladesh (ICAB) is the sole authority for adoption of International Accounting Standards (IAS) and International Financial Reporting Standards (IFRS). While preparing the financial statements, the Bank applied most of the IASs and IFRSs as applicable.

Name of the IAS	IAS No	Status
Presentation of Financial Statements	1	Complied with some departure (Note 2.01.1)
Inventories	2	N/A
Statement of Cash Flows	7	Complied with some departure (Note 2.01.1)
Accounting Policies, Changes in Accounting Estimates and Errors	8	Complied
Events after the Reporting Period	10	Complied
Income Taxes	12	Complied
Property, Plant and Equipment	16	Complied
Employee Benefits	19	Complied with some departure (Note 2.01.1)
Accounting for Government Grants and Disclosure of Government Assistance	20	N/A
The Effects of Changes in Foreign Exchange Rates	21	Complied
Borrowing Costs	23	Complied
Related Party Disclosures	24	Complied
Accounting and Reporting by Retirement Benefit Plans	26	Complied
Separate Financial Statements	27	Complied
Investment in Associates and joint ventures	28	N/A
Financial Instruments: Presentation	32	Complied with some departure (Note 2.01.1)
Earning Per Share	33	Complied
Interim Financial Reporting	34	Complied
Impairment of Assets	36	Complied
Provisions, Contingent Liabilities and Contingent Assets	37	Complied
Intangible Assets	38	Complied
Financial Instruments: Recognition & Measurement	39	Complied with some departure (Note 2.01.1)
Investment Property	40	N/A
Agriculture	41	N/A
Name of the IFRS	IFRS No.	Status
First-time adoption of International Financial Reporting Standards	1	N/A
Share based Payment	2	N/A
Business Combinations	3	Complied
Insurance Contract	4	N/A
Non-current Assets Held for sale and Discontinued Operations	5	N/A
Exploration for and Evaluation of Mineral Resources	6	N/A
Financial Instrument: Disclosures	7	Complied with some departure (Note 2.01.1)
Operating Segments	8	Complied with some departure (Note 2.01.1)
Financial Instruments: Recognition and Measurement	9	Complied
Consolidated Financial Statements	10	Complied
Joint Arrangements	11	N/A
Disclosure of Interests in Other Entities	12	Complied
Fair Value Measurement	13	Complied
Regulatory Deferral Accounts	14	N/A
Revenue from Contracts with Customers	15	Complied
Leases	16	Complied

\* N/A = Not Applicable

\*\* Relevant disclosures are made according to the requirement of Bangladesh Bank.

### 3.17 General

- i) Figures of previous years have been rearranged wherever considered necessary to conform to the current year's presentation.
- ii) Figures have been rounded off to the nearest Taka.
- iii) Expenses are shown including Value Added Tax (VAT) where applicable.

		31.12.2025 Taka	31.12.2024 Taka
<b>4</b>	<b>Cash</b>		
	Cash in hand (Note: 4.1)	4,240,905,289	4,819,760,887
	Balance with Bangladesh Bank and its agent banks (Note: 4.2)	15,701,679,732	13,404,645,197
		<b>19,942,585,021</b>	<b>18,224,406,084</b>
<b>4(a)</b>	<b>Consolidated Cash</b>		
	Jamuna Bank PLC.	19,942,585,021	18,224,406,084
	Jamuna Bank Capital Management Limited	42	31,426
	Jamuna Bank Securities Limited	2,093	4,446
		<b>19,942,587,156</b>	<b>18,224,441,956</b>
<b>4.1</b>	<b>Cash in hand (including foreign currencies)</b>		
	Local currency	4,211,596,404	4,774,614,201
	Foreign currency	29,284,040	45,111,393
	Offshore Banking unit	24,846	35,293
		<b>4,240,905,289</b>	<b>4,819,760,887</b>
<b>4.1(a)</b>	<b>Consolidated Cash in hand</b>		
	Jamuna Bank PLC.	4,240,905,289	4,819,760,887
	Jamuna Bank Capital Management Limited	42	31,426
	Jamuna Bank Securities Limited	2,093	4,446
		<b>4,240,907,424</b>	<b>4,819,796,759</b>
<b>4.2</b>	<b>Balance with Bangladesh Bank and its Agent Bank</b>		
	<b>Balance with Bangladesh Bank</b>		
	Local currency	14,860,847,444	12,434,016,461
	Foreign currency	840,832,288	970,628,736
		<b>15,701,679,732</b>	<b>13,404,645,197</b>
	<b>Balance with Sonali Banks</b>		
	Local currency	-	-
		<b>15,701,679,732</b>	<b>13,404,645,197</b>
<b>4.2(a)</b>	<b>Consolidated Balance with Bangladesh Bank and its agent bank(s)</b>		
	Jamuna Bank PLC.	15,701,679,732	13,404,645,197
	Jamuna Bank Capital Management Limited	-	-
	Jamuna Bank Securities Limited	-	-
		<b>15,701,679,732</b>	<b>13,404,645,197</b>
<b>4.3</b>	<b>Statutory Deposits</b>		
	Cash Reserve Requirement (CRR) and Statutory Liquidity Requirement (SLR) have been calculated and maintained as per Section 33 of the Bank Company Act, 1991 (amended up to 2023) and MPD circular No. 03 dated 09 April 2020.		
	The Cash Reserve Requirement on the Bank's time and demand liabilities of October'2025 at the rate of 4% for conventional and Islamic has been calculated and maintained with Bangladesh Bank in current account. 13% Statutory Liquidity Ratio for conventional and 5.50% Statutory Liquidity Ratio for Islamic wing has also been maintained in the form of treasury bills, bonds, Sukuk and cash in hand including FC balance with Bangladesh Bank. Both the reserves maintained by the Bank are in excess of the statutory requirements, as shown below:		
<b>(a)</b>	<b>i) Cash Reserve Requirement (CRR): 4% of Average Demand &amp; Time Liabilities (Conventional)</b>		
	Required Reserve	<b>13,718,113,673</b>	<b>10,955,683,947</b>
	<b>Actual Reserve held with Bangladesh Bank:</b>		
	Balance with Bangladesh Bank current account	13,983,780,953	11,368,928,675
	Surplus / (deficit)	265,667,280	413,244,728
	<b>Maintained (%)</b>	<b>4.08</b>	<b>4.15</b>



		31.12.2025 Taka	31.12.2024 Taka
<b>ii) Cash Reserve Requirement (CRR): 4% of Average Demand &amp; Time Liabilities (Islamic)</b>			
Required Reserve		489,043,027	243,793,447
<b>Actual Reserve held with Bangladesh Bank:</b>			
Balance with Bangladesh Bank current account		1,011,738,138	265,096,542
Surplus / (deficit)		522,695,111	21,303,095
<b>Maintained (%)</b>		<b>8.28</b>	<b>4.35</b>
<b>(b) i) Statutory Liquidity Requirement (SLR): 13% of Average Demand &amp; Time Liabilities (Conventional)</b>			
Required Reserve		45,295,500,918	36,035,637,702
Actual Reserve held		195,947,929,244	128,365,913,439
Surplus / (deficit)		150,652,428,326	92,330,275,737
<b>Maintained (%)</b>		<b>56.24</b>	<b>46.31</b>
Statutory Liquidity Requirement (SLR) required of Tk.4,529.55 crore but Bank maintained Tk.19,594.79 crore. We have to maintain surplus amount of Tk. 1,506.52 crore as Jamuna Bank PLC. involved in Primary Dealing (PD) operation and secondary trading activities.			
<b>ii) Statutory Liquidity Requirement (SLR): 5.50% of Average Demand &amp; Time Liabilities (Islamic)</b>			
Required Reserve		672,434,162	335,215,990
Actual Reserve held		802,781,978	851,010,201
Surplus / (deficit)		130,347,816	515,794,211
<b>Maintained (%)</b>		<b>6.57</b>	<b>13.96</b>
<b>5 Balance with Other Banks and Financial Institutions</b>			
In Bangladesh	(Note: 5.1)	10,890,803,363	11,527,419,799
Outside Bangladesh *	(Note: 5.2)	924,937,536	1,744,092,113
		<b>11,815,740,898</b>	<b>13,271,511,912</b>
<b>* Details are given in Annexure-A</b>			
<b>5.1 In Bangladesh</b>			
<b>In Current &amp; SB Deposit Account</b>			
AB Bank PLC.		-	1,059,833
Agrani Bank PLC.		8,027,652	588,082
Janata Bank PLC.		18,935,492	17,818,173
Sonali Bank PLC.		217,228,951	437,698,451
Standard Chartered Bank		65,177	38,482,058
The City Bank PLC.		477,395	365,576
		<b>244,734,667</b>	<b>496,012,174</b>
<b>In Short notice deposit Account</b>			
AB Bank PLC		1,941,873	870,648
Bank Al- Falah		500,022,626	23,080
Eastern Bank PLC.		445,262,246	-
Export Import Bank PLC		515,545	499,876
Mercantile Bank PLC		12,385,136	120,733
Modhumoti Bank PLC		110,431	111,041
National Bank PLC		688,785	659,272
Prime Bank PLC		135,806	136,629
Shahjalal Islami Bank PLC		700,168,660	658,262
Social Islami Bank PLC		614,676	601,044
The Trust Bank PLC		151,259,211	204,227,040
		<b>1,813,104,996</b>	<b>207,907,625</b>

	31.12.2025 Taka	31.12.2024 Taka
<b>In Fixed Deposit with Other Banks</b>		
Premier Bank PLC	-	1,190,000,000
The City Bank PLC	1,100,658,600	-
Mercantile Bank PLC	2,345,249,400	2,380,000,000
Bengal Commercial Bank PLC	600,000,000	1,011,500,000
National Commerce & Credit Bank PLC	-	1,071,000,000
Pubali Bank PLC	2,507,055,700	2,856,000,000
Southeast Bank PLC	-	1,785,000,000
United Commercial Bank PLC	2,000,000,000	-
	<b>8,552,963,700</b>	<b>10,293,500,000</b>
<b>In Fixed Deposit with Other Financial Institutions</b>		
IDLC Finance PLC	<b>280,000,000</b>	<b>530,000,000</b>
	<b>280,000,000</b>	<b>530,000,000</b>
	<b>10,890,803,363</b>	<b>11,527,419,799</b>
<b>5.1(a) Consolidated Balance - in Bangladesh</b>		
Jamuna Bank PLC.	10,890,803,363	11,527,419,799
Jamuna Bank Capital Management Limited	53,146,200	37,686,246
Jamuna Bank Securities Limited	20,123,495	30,041,664
	<b>10,964,073,057</b>	<b>11,595,147,709</b>
<b>Less: Inter-company transaction</b>		
Jamuna Bank Capital Management Limited	53,101,472	37,686,246
Jamuna Bank Securities Limited	4,718,951	30,041,664
	<b>10,906,252,635</b>	<b>11,527,419,799</b>
<b>5.2 Outside Bangladesh</b>		
AB Bank Limited Mumbai India	7,079,994	33,013,988
Axis Bank Ltd, Mumbai, India	35,858,593	87,493,164
Bank Al Bilad, Riyadh, KSA	11,182,373	10,040,114
Bank of Bhutan, Bhutan	3,411,710	4,632,719
Bank of Huzhou Co. Ltd.	25,391,912	65,669,317
Commerzbank AG, Germany	32,549,051	(44,780,343)
Citi Bank N.A. New York	28,167,498	87,812,143
Habib American Bank, New York, NY USA	14,988,481	(25,784,060)
Habib Bank AG Zurich, Switzerland	3,927,010	4,169,875
ICIC Bank Limited, Hong Kong	41,637,291	37,344,952
ICIC Bank Limited, India	98,992,078	246,018,538
JP Morgan Chase Bank N.A., USA	24,794,963	89,403,309
Mashreq Bank Mumbai, India	59,085,175	3,848,242
Mashreqbank psc - IBF Limited New York	438,728,415	839,305,299
Mashreqbank psc -DUBAI	3,616,748	36,039,026
Nabil Bank Ltd. Nepal	4,511,538	4,455,420
Standard Chartered Bank, Colombo-Srilanka	3,212,760	3,140,468
Standard Chartered Bank, Karachi, Pakistan	21,702,448	41,064,487
Standard Chartered Bank, London	6,808,378	21,229,755
Standard Chartered Bank, Mumbai -India	21,549,014	74,799,593
Standard Chartered Bank, New York	24,791,704	113,827,202
Standard Chartered Bank AG, Frankfurt, Germany	7,542,365	10,586,082
Standard Chartered Bank, Tokyo, Japan	5,408,037	762,823
	<b>924,937,536</b>	<b>1,744,092,113</b>



	31.12.2025 Taka	31.12.2024 Taka
<b>5.2(a) Consolidated Balance - outside Bangladesh</b>		
Jamuna Bank PLC.	924,937,536	1,744,092,113
Jamuna Bank Capital Management Limited	-	-
Jamuna Bank Securities Limited	-	-
	<b>924,937,536</b>	<b>1,744,092,113</b>
<b>5.3 Maturity Grouping of Balance with Other Banks and Financial Institutions</b>		
On demand	1,169,672,203	2,240,104,287
One month term	1,813,104,996	207,907,625
3 months term	8,552,963,700	10,293,500,000
6 months term	280,000,000	530,000,000
1 year term	-	-
2 years term	-	-
3 years term	-	-
	<b>11,815,740,898</b>	<b>13,271,511,912</b>
<b>6 Money at Call on Short Notice</b>		
Banking Sector	3,090,498,800	6,532,000,000
Banking Sector-OBU	917,215,500	595,000,000
Non - Banking financial Institutions	80,000,000	-
	<b>4,087,714,300</b>	<b>7,127,000,000</b>
<b>6(a) Consolidated Money at Call on Short Notice</b>		
Jamuna Bank PLC.	4,087,714,300	7,127,000,000
Jamuna Bank Capital Management Limited	-	-
Jamuna Bank Securities Limited	-	-
	<b>4,087,714,300</b>	<b>7,127,000,000</b>
<b>7 Investments</b>		
Government (Note: 7.1)	193,991,349,244	124,086,232,957
Others (Note: 7.2)	7,994,734,187	3,502,234,187
	<b>201,986,083,431</b>	<b>127,588,467,145</b>
<b>7(a) Consolidated Investments</b>		
Jamuna Bank PLC.	201,986,083,431	127,588,467,145
Jamuna Bank Capital Management Limited	253,171,499	268,127,700
Jamuna Bank Securities Limited	49,203,486	49,203,486
	<b>202,288,458,416</b>	<b>127,905,798,331</b>
<b>7.1 Government Investments</b>		
Bangladesh Bank bills (HFT) (a)	-	-
Treasury bills (HFT) (b)	47,800,961,378	20,709,083,015
Treasury bonds (HFT) (c)	49,639,855,747	35,285,947,894
Treasury bonds (HTM) (c)	92,356,037,720	65,606,269,876
Treasury bonds (Special Fund bond)	799,989,499	799,993,173
Asset Pledge as security (e)	466,750,000	466,750,000
Prize bonds	6,304,900	3,589,000
	<b>191,069,899,244</b>	<b>122,871,632,957</b>
<b>In Islamic Banking Branches</b>		
Islami Investment Bond (d)	2,921,450,000	1,214,600,000
	<b>193,991,349,244</b>	<b>124,086,232,957</b>
<b>a) Bangladesh Bank Bills</b>		
Up to 364 days	-	-
	-	-
<b>b) Treasury Bills</b>		
Up to 364 days	47,800,961,378	20,709,083,015
	<b>47,800,961,378</b>	<b>20,709,083,015</b>

		31.12.2025 Taka	31.12.2024 Taka
<b>c) Treasury Bond</b>			
2 years term		27,069,099,551	11,107,757,950
3 years term		4,534,672,223	499,172,203
5 years term		28,906,411,483	12,761,156,598
10 years term		31,402,395,749	22,583,928,902
15 years term		19,151,509,171	18,382,988,863
20 years term		31,731,794,790	36,357,206,426
		<b>142,795,882,967</b>	<b>101,692,210,942</b>
<b>d) Islami Bond</b>			
5 years and above		2,921,450,000	1,214,600,000
		<b>2,921,450,000</b>	<b>1,214,600,000</b>
<b>e) Asset Pledge as security (e)</b>			
8 years term		466,750,000	466,750,000
		<b>466,750,000</b>	<b>466,750,000</b>
<b>7.1(a) Consolidated Government Investments</b>			
Jamuna Bank PLC.		193,991,349,244	124,086,232,957
Jamuna Bank Capital Management Limited		3,007,500	-
Jamuna Bank Securities Limited		27,500,000	27,500,000
		<b>194,021,856,744</b>	<b>124,113,732,957</b>
<b>7.2 Others Investments</b>			
Shares and bonds	(Note: 7.2.1)	7,994,734,187	3,502,234,187
		<b>7,994,734,187</b>	<b>3,502,234,187</b>
<b>7.2(a) Consolidated others Investments</b>			
Jamuna Bank PLC.		7,994,734,187	3,502,234,187
Jamuna Bank Capital Management Limited		253,171,499	268,127,700
Jamuna Bank Securities Limited		19,765,978	21,703,486
		<b>8,267,671,664</b>	<b>3,792,065,374</b>
<b>7.2.1 Cost and Market Value of Shares and bonds as on 31 December 2025 are as follows:</b>			
Particulars	Quantity	Cost price (Taka)	Market value (Taka)
<b>Ordinary Shares</b>			
Dhaka Bank Ltd.	315,000	4,092,000	3,270,000
EXIM Bank Ltd.	1,176,494	15,294,422	8,470,757
Southeast Bank Ltd.	1,415,385	20,225,852	12,738,465
<b>Bonds:</b>			
BRAC Bank PLC (Subordinated Bond)		1,250,000,000	1,250,000,000
Eastern Bank PLC (Subordinated Bond)		3,100,000,000	3,100,000,000
Trust Bank Ltd. (Perpetual Bond)		650,000,000	650,000,000
Trust Bank Ltd. (Subordinated Bond)		1,000,000,000	1,000,000,000
NCC Bank Ltd. (Perpetual Bond)		400,000,000	400,000,000
Pubali Bank Ltd. (Perpetual Bond)		816,765,000	816,765,000
Bank Asia Ltd. (Perpetual Bond)		730,000,000	730,000,000
<b>Equity Shares</b>			
Central Depository Bangladesh Ltd	1,142,361	3,138,890	3,138,890
SWIFT	17	5,218,024	5,218,024
		<b>7,994,734,187</b>	<b>7,974,949,361</b>



Particulars	Quantity	Cost price (Taka)	Market value (Taka)
<b>Quoted Shares</b>			
Dhaka Bank Ltd.	315,000	4,092,000	3,559,500
EXIM Bank Ltd.	1,176,494	15,294,422	3,529,482
Southeast Bank Ltd.	1,415,385	20,225,852	12,738,465
		<b>39,612,274</b>	<b>19,827,447</b>
<b>Bonds:</b>			
BRAC Bank PLC (Subordinated Bond)		1,250,000,000	1,250,000,000
Eastern Bank PLC (Subordinated Bond)		3,100,000,000	3,100,000,000
Trust Bank Ltd. (Perpetual Bond)		650,000,000	650,000,000
Trust Bank Ltd. (Subordinated Bond)		1,000,000,000	1,000,000,000
NCC Bank Ltd. (Perpetual Bond)		400,000,000	400,000,000
Pubali Bank Ltd. (Perpetual Bond)		816,765,000	816,765,000
Bank Asia Ltd. (Perpetual Bond)		730,000,000	730,000,000
		<b>7,946,765,000</b>	<b>7,946,765,000</b>
<b>Unquoted Shares</b>			
Central Depository Bangladesh Ltd	1,142,361	3,138,890	3,138,890
SWIFT	17	5,218,024	5,218,024
		8,356,914	8,356,914
<b>Total</b>		<b>7,994,734,187</b>	<b>7,974,949,361</b>

#### 7.2.2 Market price of investment and required provision as on 31 December 2025

Name of the company	Quantity	Cost price (Taka)	Market value (Taka)	Gain/(Loss) Required provision
Dhaka Bank Ltd.	315,000	4,092,000	3,559,500	(532,500)
EXIM Bank Ltd.	1,176,494	15,294,422	3,529,482	(11,764,940)
Southeast Bank Ltd.	1,415,385	20,225,852	12,738,465	(7,487,387)
BRAC Bank PLC (Subordinated Bond)		1,250,000,000	1,250,000,000	-
Eastern Bank PLC (Subordinated Bond)		3,100,000,000	3,100,000,000	-
Trust Bank Ltd. (Perpetual Bond)		650,000,000	650,000,000	-
Trust Bank Ltd. (Subordinated Bond)		1,000,000,000	1,000,000,000	-
NCC Bank Ltd. (Perpetual Bond)		400,000,000	400,000,000	-
Pubali Bank Ltd. (Perpetual Bond)		816,765,000	816,765,000	-
Bank Asia Ltd. (Perpetual Bond)		730,000,000	730,000,000	-
Central Depository Bangladesh Ltd	1,142,361	3,138,890	3,138,890.00	-
SWIFT	17	5,218,024	5,218,023.61	-
		<b>7,994,734,187</b>	<b>7,974,949,361</b>	<b>(19,784,827)</b>

		31.12.2025 Taka	31.12.2024 Taka
<b>7.3</b>	<b>Maturity Grouping of Investments</b>		
	On Demand	8,001,039,087	3,505,823,187
	Not more than 1 month	-	-
	More than 1 month but not more than 3 months	-	-
	More than 3 months but not more than 1 year	50,722,411,378	21,923,683,015
	More than 1 year but not more than 5 years	55,975,511,034	23,868,914,548
	More than 5 years	87,287,121,932	77,823,296,394
		<b>201,986,083,431</b>	<b>127,121,717,144</b>
<b>8</b>	<b>Loans &amp; Advances</b>		
	Loans, cash credit, overdrafts and lease etc. (Note: 8.01)	158,862,840,808	170,833,957,485
	Bills purchased and discounted (Note: 8.02)	17,901,591,820	18,156,060,137
		<b>176,764,432,628</b>	<b>188,990,017,622</b>
<b>8(a)</b>	<b>Consolidated Loans &amp; Advances</b>		
	Jamuna Bank PLC.	176,764,432,628	188,990,017,622
	Jamuna Bank Capital Management Limited	2,217,398,765	2,280,355,711
	Jamuna Bank Securities Limited	111,623,766	111,623,766
		<b>179,093,455,158</b>	<b>191,381,997,099</b>
	<b>Less: Inter-company transaction</b>		
	Jamuna Bank Capital Management Limited	1,144,123,684	1,191,176,766
	Jamuna Bank Securities Limited	111,974,892	43,609,731
		<b>177,837,356,583</b>	<b>190,147,210,602</b>
<b>8.01</b>	<b>Loans, Cash Credit and Overdrafts etc.</b>		
	Agriculture loan	7,013,382,906	3,272,922,167
	Cash credit	6,727,933,253	8,668,353,478
	Credit Card	1,491,714,698	1,358,221,901
	Demand loan	1,234,941,034	1,194,041,269
	EDF loan	6,595,574,191	8,689,418,243
	Hire purchase	1,970,919,700	2,952,238,463
	House building loan	143,131,307	98,605,881
	Lease finance	903,734,197	1,473,447,526
	Loan against imported merchandise	1	1
	Loan against packing credits	723,303,770	1,133,200,442
	Loan against trust receipt	2,586,490,127	6,676,696,541
	Loans (General)	63,963,654	708,162,009
	Overdraft	33,857,179,011	31,308,835,511
	Payment against document	4,420,432,513	6,847,513,800
	PIF	2,074,128,741	-
	Real estate financing	439,580,396	650,407,286
	Retail credit	4,851,528,131	5,041,549,033
	Small and Medium Enterprise	14,096,224,426	21,339,729,414
	Staff loan	1,367,440,263	1,140,311,038
	Term Loan	49,179,242,377	42,244,556,294
	Time Loan	16,164,149,707	22,659,424,889
	Off Shore Banking Unit (OBU)	126,326,754	272,037,002
		<b>156,031,321,156</b>	<b>167,729,672,188</b>



	31.12.2025 Taka	31.12.2024 Taka
<b>In Islamic Banking Branches</b>		
Bai-Muazzal	2,345,817,427	2,461,045,816
Bai-Muazzal (SME)	112,962,364	93,008,216
HPSM-Staff & Car loan Staff	33,467,233	26,594,291
MPI trust receipt	86,832,645	291,369,643
Murabaha	252,439,982	232,267,331
	<b>2,831,519,652</b>	<b>3,104,285,298</b>
	<b>158,862,840,808</b>	<b>170,833,957,485</b>
<b>8.1(a) Consolidated Loans, Cash Credit, Overdrafts and Lease etc.</b>		
Jamuna Bank PLC.	158,862,840,808	170,833,957,485
Jamuna Bank Capital Management Limited	2,214,591,557	2,280,355,711
Jamuna Bank Securities Limited	201,085,208	111,623,766
	<b>161,278,517,573</b>	<b>173,225,936,962</b>
Less: Inter-company transaction		
Jamuna Bank Capital Management Limited	1,092,958,105	1,191,176,766
Jamuna Bank Securities Limited	111,974,892	43,609,731
	<b>160,073,584,576</b>	<b>171,991,150,465</b>
	<b>160,073,584,576</b>	<b>171,991,150,465</b>
<b>8.02 Bills Purchased and Discounted (excluding treasury bills)</b>		
Conventional & islamic banking	2,593,725,409	5,634,061,147
Off Shore Banking Unit	15,307,866,411	12,521,998,990
	<b>17,901,591,820</b>	<b>18,156,060,137</b>
	<b>17,901,591,820</b>	<b>18,156,060,137</b>
<b>8.2(a) Consolidated Bills Purchased and Discounted (excluding treasury bills)</b>		
Jamuna Bank PLC.	17,901,591,820	18,156,060,137
Jamuna Bank Capital Management Limited	-	-
Jamuna Bank Securities Limited	-	-
	<b>17,901,591,820</b>	<b>18,156,060,137</b>
	<b>17,901,591,820</b>	<b>18,156,060,137</b>
<b>8.03 Maturity Grouping of Loans &amp; Advances as follows</b>		
Payable on demand	39,475,600,000	29,708,560,000
Not more than three months	31,430,900,000	14,019,340,000
More than 3 months but not more than 1 year	55,789,700,000	26,333,200,000
More than 1 year but not more than 5 years	30,040,939,577	66,800,614,626
More than 5 years	20,027,293,051	52,128,302,996
	<b>176,764,432,628</b>	<b>188,990,017,622</b>
	<b>176,764,432,628</b>	<b>188,990,017,622</b>
<b>8.04 Concentration of Advances</b>		
Advances to allied concerns of Directors	237,180	1,169,828
Advances to Chief Executives and other Officers	1,985,218,506	1,664,135,141
<b>Customer Groups:</b>		
Agricultural & Fisheries	7,013,319,553	3,281,507,809
Industry wise	74,426,510,341	71,137,480,941
Small and Cottage	3,336,073,075	17,807,628,605
Advances to other Customers	90,003,073,973	95,098,095,299
	<b>176,764,432,628</b>	<b>188,990,017,622</b>
	<b>176,764,432,628</b>	<b>188,990,017,622</b>
<b>8.05 Information of Large Loan</b>		
Number of the clients	33	38
Amount of outstanding advances (funded & non-funded)	116,533,101,434	127,613,450,297

Details information for the year ended 31 December 2025 have been given in (Annex-B)

		31.12.2025 Taka	31.12.2024 Taka
<b>8.06</b>	<b>Sector wise loans &amp; advances</b>		
	<b>% of Total Loan</b>		
	Agricultural & Fisheries	7,013,319,553	3,281,507,809
	Large & Medium Scale Industry	41,908,318,969	26,515,034,434
	Working Capital	36,623,845,959	44,640,888,008
	Export Credit	16,958,271,218	22,463,951,852
	Commercial Credit	35,932,325,288	45,331,777,381
	Small and Cottage Industries	3,336,073,075	17,807,628,605
	Others	34,992,278,565	28,949,229,532
	<b>100%</b>	<b>176,764,432,628</b>	<b>188,990,017,622</b>
<b>8.07</b>	<b>Geographical location wise loans &amp; advances</b>		
	<b>a) Urban</b>		
	<b>% of Total Loan</b>		
	Dhaka Division	142,308,483,628	144,121,492,830
	Chittagong Division	11,622,618,772	13,850,152,306
	Sylhet Division	310,290,215	518,555,917
	Rajshahi Division	6,603,255,349	6,390,585,543
	Khulna Division	3,490,330,986	2,106,141,734
	Barishal Division	645,684,761	506,868,357
	Mymensingh Division	2,344,957,621	1,876,734,496
	Rangpur Division	2,331,194,470	1,172,787,449
	<b>95.98%</b>	<b>169,656,815,803</b>	<b>170,543,318,630</b>
	<b>b) Rural</b>		
	Dhaka Division	3,997,865,638	13,516,199,458
	Chittagong Division	1,048,315,949	2,002,589,951
	Sylhet Division	56,298,116	120,575,406
	Rajshahi Division	847,976,717	2,266,318,161
	Khulna Division	471,943,621	182,622,242
	Barishal Division	-	-
	Mymensingh Division	-	209,714,606
	Rangpur Division	685,216,783	148,679,167
	<b>4.02%</b>	<b>7,107,616,825</b>	<b>18,446,698,992</b>
	<b>100%</b>	<b>176,764,432,628</b>	<b>188,990,017,622</b>
<b>8.8</b>	Classification of Loans & Advances as per Bangladesh Bank circular no. BRPD Circular No-14 dated 23 September 2012, BRPD Circular No-5, dated 29 May 2013, BRPD Circular No.15, dated 27 September, 2017, BRPD Circular No.16, dated 21 July, 2020, BRPD Circular No.56, dated 10 December 2020, BRPD Circular No. 03, dated 31 January 2021, BRPD Circular No. 05, dated 24 March 2021, BRPD Circular letter No. 51, dated 29 December 2021 & BRPD Circular letter No. 53, dated 30 December 2021 and other related circulars.		
	<b>% of Total Loan</b>		
	Unclassified & Special Mention Account	169,801,332,628	175,915,066,268
	Substandard	1,458,900,000	1,062,236,070
	Doubtful	368,000,000	567,005,783
	Bad or loss	5,136,200,000	11,445,709,502
	<b>100%</b>	<b>176,764,432,628</b>	<b>188,990,017,622</b>



### 8.8.1 Particulars of Required Provision for Loans and Advances

			31.12.2025 Taka	31.12.2024 Taka
Status	Base for provision	Rate (%)	Provision	Provision
Unclassified		Various	2,075,464,096	5,449,023,096
Off Balance Sheet		- Various	1,133,599,882	1,090,865,882
			<b>3,209,063,978</b>	<b>6,539,888,978</b>
Specific provision:	Base for provision	Rate (%)	Provision	Provision
<b>Status</b>				
Sub-standard	185,525,973	Various	37,105,195	112,730,281
Doubtful	187,288,639	Various	93,644,320	95,530,107
Bad/loss	1,301,016,837	Various	5,209,749,802	2,099,841,247
			5,340,499,317	2,308,101,635
<b>Total provision</b>			<b>8,549,563,294</b>	<b>8,847,990,612</b>
Additional provision requirement as per Bangladesh Bank & external auditor			1,862,700,000	1,865,000,000
Required provision for Loans and Advances			<b>10,412,263,294</b>	<b>10,712,990,612</b>
<b>8.9 Particulars of Loans/Investments, Advances and Lease</b>				
i) Loans considered good in respect of which the bank is fully secured ;			160,769,618,068	156,554,895,418
ii) Loans considered good in respect of which the bank holds no security other than the debtors personal guarantee;			4,931,033,173	10,131,751,621
iii) Loans considered good secured by the personal undertakings of one or more parties in addition to the personal guarantee of the debtors;			11,063,781,386	22,303,370,583
			<b>176,764,432,628</b>	<b>188,990,017,622</b>
iv) Loans adversely classified; provision not maintained their against;			-	-
v) Loans due by directors or officers of the bank company or any of these either separately or jointly with any other persons;			1,985,218,506	1,664,135,141
vi) Loans due by companies or firms in which to directors of the bank have interests as directors, partners or managing agents or incase of private companies as members;			-	-
vii) Maximum total amount of advances including temporary advance made at any time during the year to directors or managers or officers of the bank or any of them either separately or jointly with any other persons;			1,985,218,506	1,664,135,141
viii) Maximum total amount of advances, including temporary advance granted during the year to the companies or firms in which the directors of the bank are interested as directors, partners or managing agents or in the case of private companies as member;			-	-
ix) Due from banking companies;			-	-
x) Amount of classified loans on which interest has not been charged, should be mentioned as follows:			-	-
a) decrease/increase in provision, amount of loan written off and amount realized against loans previously written off;			-	-
b) amount of provision kept against loan classified as on the date of preparing balance sheet;			7,203,199,317	4,173,101,634
c) interest creditable to the interest Suspense A/c;			-	-
xi) Cumulative amount of written off loans and the amount written off during the current year should be shown separately. The amount of written off loan for which lawsuit has been filed should also be mentioned;			16,580,852,494	12,317,781,303

	31.12.2025 Taka	31.12.2024 Taka
<b>8.9.1 The amount of written off loan for which lawsuit has been filed</b>		
Written off loan for which lawsuit has been filed amount of Tk. 16,580,852,494		
<b>8.9.2 The amount of written off loans during the current year</b>		
The amount of written off loans during the current year	<b>5,262,868,572</b>	<b>1,158,821,941</b>
<b>8.9.3 Number of loan accounts written off during the year</b>	557	56
<b>8.10 Bill Purchased &amp; Discounted as per Maturity Grouping in the following order</b>		
Repayable within 1 month	2,299,032,716	2,331,713,105
1 month above less than 3 months	3,127,565,672	3,172,023,527
3 months above less than 6 months	950,062,463	963,567,452
6 months above	11,524,930,968	11,688,756,053
	<b>17,901,591,820</b>	<b>18,156,060,137</b>
<b>8.11 Listing of Assets Pledged as Security/Collaterals/ Securities against Loan/Investment Including Bills Purchased and Discounted</b>		
Collateral of movable/immovable assets	87,825,549,485	78,081,126,115
Local banks and financial institutions guarantee	-	-
Government guarantee	-	-
Export documents	-	20,108,263,911
Fixed deposits receipts	16,958,271,218	4,615,317,701
FDR of other banks	4,590,992,178	-
Government bonds	-	-
Personal guarantee	4,910,394,958	24,764,558,507
Other securities	62,479,224,789	61,420,751,389
	<b>176,764,432,628</b>	<b>188,990,017,622</b>
<b>8.12 Classification of Loans &amp; Advances as per economic purpose</b>		
<b>Agriculture</b>	7,013,319,553	3,281,507,809
<b>Industry</b>		
a) Term loan	45,244,392,044	44,322,663,039
b) Working capital	36,623,845,959	44,640,888,008
<b>Trade &amp; Commerce</b>		
a) Retail trading	5,832,414,968	7,783,597,121
b) Wholesale trading	6,621,459,495	9,090,559,298
c) Export Financing	11,862,404,941	16,823,651,381
d) Import Financing	3,843,529,382	7,984,895,174
e) Lease Finance	3,286,114,297	4,399,396,518
f) Others	12,288,222,505	12,384,320,928
<b>Construction</b>		
a) Housing	2,703,932,872	2,704,823,370
b) Other than housing	10,757,901,551	7,875,143,260
<b>Transport</b>		
a) Road Transport	458,125,905	412,571,181
b) Air Transport	-	-
<b>Consumer Financing</b>	7,840,314,184	7,459,565,933
<b>Miscellaneous</b>	4,486,863,152	1,670,374,465
Bills purchased & discounted	17,901,591,820	18,156,060,137
	<b>176,764,432,628</b>	<b>188,990,017,622</b>
<b>8.13</b>	As per letter no. 178/FRC/APR/2021/27(45) dated 09 December 2021 issued by the Financial Reporting Council (FRC) regarding the compliance of BRPD Circular Letter no. 04 dated 04 January 2021 and BRPD Circular letter no. 35, dated 06 July 2021, the status of the Bank on December 31, 2025 was as follows:	



Particulars	Compliance BRPD Circular letter no. 04*		31.12.2025 Taka	31.12.2024 Taka
	No. of files	% of compliance	Compliance BRPD Circular letter no. 35**	
			No. of files	% of compliance
Complied files	430	100%	414	100%
Total files	<b>430</b>		<b>414</b>	

\*BRPD Circular Letter no.04: Regarding the collection of audited Financial Statements and statutory audit report for sanctioned/renewed investments.

\*\*BRPD Circular Letter no.35: Regarding the verification of audited financial statements through Document Verification System (DVS) developed by ICAB.

Note: Newly established limited companies projected Financial Statements are accepted.

## 9 Fixed/Leased Assets Including Premises, Furniture & Fixture (WDV)

### Cost:

Land	1,471,500,000	1,471,500,000
Building	1,012,307,040	1,011,907,041
Furniture & Fixture	1,680,978,605	1,608,363,622
Equipments	1,943,770,410	1,793,861,597
Computer	2,937,232,861	2,905,992,570
Vehicles	115,240,738	105,390,738
Right of use Assets as per IFRS-16*	503,979,616	503,979,616
	<b>9,665,009,270</b>	<b>9,400,995,183</b>
Less: Accumulated Depreciation on fixed assets	4,276,289,870	3,698,875,540
Less: Accumulated amortization of leased assets/RoU	407,301,421	367,931,524
	<b>4,981,417,979</b>	<b>5,334,188,118</b>

Right of Use (RoU) assets comprise of lease liabilities which is the present value of lease payments against rented premises. Any contractual obligation for use of any rented/leased premises or assets for a period exceeding twelve months and/or exceeding the threshold for low value asset, and substantially risks and benefits related to ownership of those rented premises/assets transfer to the bank, are recognised as RoU assets as per IFRS 16 'Leases'. Right of use Assets (RoU) are measured at cost less any accumulated depreciation and adjusted for any measurement of lease liabilities (Note-3.02.7).

### Details are shown in Annexure - C

## 9(a) Consolidated Fixed assets/non-current assets including premises, furniture and fixtures

### Cost:

Jamuna Bank PLC.	9,665,009,270	9,400,995,183
Jamuna Bank Capital Management Limited	12,286,530	16,016,220
Jamuna Bank Securities Limited	275,112,193	280,081,600
	<b>9,952,407,993</b>	<b>9,697,093,003</b>
<b>Accumulated depreciation/amortization:</b>		
Jamuna Bank PLC.	4,683,591,291	4,066,807,065
Jamuna Bank Capital Management Limited	6,982,454	14,587,724
Jamuna Bank Securities Limited	6,031,643	4,893,455
	<b>4,696,605,388</b>	<b>4,086,288,243</b>
<b>Written Down Value</b>	<b>5,255,802,605</b>	<b>5,610,804,760</b>

		31.12.2025 Taka	31.12.2024 Taka
<b>10</b>	<b>Other Assets</b>		
	<b>i) Investment in shares of subsidiary companies:</b>		
	a) In Bangladesh (Note: 101)	1,399,998,200	1,399,998,200
	b) In Outside Bangladesh	-	-
	<b>ii) Stationery, Stamps, Printing materials in stock etc.</b>	48,538,386	45,263,089
	<b>iii) Advance Rent</b> (Note: 10.2)	535,234,331	277,913,636
	<b>iv) Interest/profit receivable</b> (Note: 10.3)	3,396,227,848	2,398,885,834
	<b>v) Balance with Brokerage houses</b>	8,968,404	8,968,404
	<b>vi) Security deposit</b>	3,967,978	4,004,191
	<b>vii) Preliminary exp, formation and organization expense, renovation/development expenses and Pre-paid exp.</b>	-	-
	<b>viii) Branch adjustment</b>	-	-
	<b>ix) Suspense account</b> (Note: 10.4)	967,741,475	563,635,136
	<b>x) Others</b> (Note: 10.5)	1,911,896,375	787,217,206
	<b>xi) Other assets-Off Shore Banking Unit</b>	4,368	4,251
		<b>8,272,577,366</b>	<b>5,485,889,947</b>
<b>10(a)</b>	<b>Consolidated Other assets</b>		
	Jamuna Bank PLC.	8,272,577,366	5,485,889,947
	Jamuna Bank Capital Management Limited	33,472,848	77,057,306
	Jamuna Bank Securities Limited	35,770,396	37,997,064
		<b>8,341,820,610</b>	<b>5,600,944,317</b>
	<b>Less: Inter-company transaction:</b>		
	Jamuna Bank Capital Management Limited	999,998,400	999,998,400
	Jamuna Bank Securities Limited	399,999,800	399,999,800
		<b>6,941,822,410</b>	<b>4,200,946,117</b>
<b>10.1</b>	<b>Investment in subsidiaries</b>		
	Jamuna Bank Capital Management Limited	999,998,400	999,998,400
	Jamuna Bank Securities Limited	399,999,800	399,999,800
		<b>1,399,998,200</b>	<b>1,399,998,200</b>
<b>10.2</b>	<b>Advance Rent</b>		
	Advance Rent	591,415,508	369,332,194
	Less: Adjustment against right-of-use assets (IFRS 16)	56,181,177	91,418,559
		<b>535,234,331</b>	<b>277,913,636</b>
<b>10.3</b>	<b>Interest/profit receivable</b>		
	Interest receivable against investment	3,208,116,024	1,784,335,597
	Interest/profit receivable against loans & advances & others	188,111,824	614,550,238
		<b>3,396,227,848</b>	<b>2,398,885,834</b>
	This amount represents that interest/profit receivable from various deposits made by the Bank to other banks/ Financial institutions.		
<b>10.4</b>	<b>Suspense's Account</b>		
	Amount of Suspense's Account represents amount paid against opening of new branches and other advances payments against various contracts.		



	31.12.2025 Taka	31.12.2024 Taka
<b>10.5 Others</b>		
Advance against insurance premium	6,062,979	37,326,566
Advance against Land & Building	1,000,000	1,000,000
Advance against supply of goods/service	36,746,930	22,165,264
Cash remit/TT	1,000	128,500,575
Clearing adjustments	1,601,387	170,698
Adjusting account debit Balance (Note: 10.5.a)	28,509	6,027,855
Protested bill	43,919,645	153,029,645
Advance income tax (Note: 13.7)	642,662,881	-
Misc. Asset	1,179,873,044	438,996,603
	<b>1,911,896,375</b>	<b>787,217,206</b>
<b>10.5.a Adjusting Account Debit Balance</b>		
EFTN settlement	160	-
Foreign currency gain receivable	8,000	8,000
Mark to mark	20,349	6,019,855
	<b>28,509</b>	<b>6,027,855</b>
<b>10.6 Non-income Generating Classification of Other Assets</b>		
Stationery, Stamps, Printing materials in stock, etc.	48,538,386	45,263,089
Advance Rent	535,234,331	277,913,636
Interest/profit receivable	-	-
Security deposit	3,967,978	4,004,191
Suspense account	967,741,475	563,635,136
Advance against insurance premium	6,062,979	37,326,566
Advance against Land & Building	1,000,000	1,000,000
Advance against supply of goods/service	36,746,930	22,165,264
Cash remit/TT	1,000	128,500,575
Clearing adjustments	-	-
Adjusting account debit Balance	28,509	6,027,855
Protested bill	43,919,645	153,029,645
Misc. Asset	1,179,873,044	438,996,603
	<b>2,823,114,278</b>	<b>1,677,862,559</b>
<b>11 Borrowing from Bangladesh Bank and Other Bank/Financial Institutions</b>		
Bangladesh Bank	4,806,713,749	5,991,276,868
Call & Notice deposit	3,522,954,000	-
Outside Bangladesh	6,992,484,086	3,592,332,375
	<b>15,322,151,834</b>	<b>9,583,609,244</b>
<b>11(a) Consolidated Borrowing from Bangladesh Bank and Other Financial Institutions</b>		
Jamuna Bank PLC.	15,322,151,834	9,583,609,244
Jamuna Bank Capital Management Limited	-	-
Jamuna Bank Securities Limited	-	-
	<b>15,322,151,834</b>	<b>9,583,609,244</b>
Less: Inter-company transaction		
Jamuna Bank Capital Management Limited	-	-
Jamuna Bank Securities Limited	-	-
	<b>15,322,151,834</b>	<b>9,583,609,244</b>

		31.12.2025 Taka	31.12.2024 Taka
<b>11.1</b>	<b>As per Following Segregation</b>		
	Secured by Call Money Receipt (CMR)	3,522,954,000	-
	Secured by Treasury bills/bonds		
	Secured by others	11,799,197,834	9,583,609,244
	Unsecured	-	-
		<b>15,322,151,834</b>	<b>9,583,609,244</b>
<b>11.2</b>	<b>Maturity Grouping of the Borrowings from Bangladesh Bank and Other Financial Institutions</b>		
	Payable on demand	10,286,451,834	4,919,809,244
	Not more than three months	1,834,400,000	800,000,000
	More than 3 months but not more than 1 year	3,201,300,000	3,863,800,000
	More than 1 year but not more than 5 years	-	-
	More than 5 years	-	-
		<b>15,322,151,834</b>	<b>9,583,609,244</b>
<b>12</b>	<b>Deposits and Other Accounts</b>		
	Current deposit & other accounts (Note: 12.2)	63,662,350,547	61,691,166,054
	Bills payable (Note: 12.3)	10,362,886,551	6,784,271,128
	Savings/Mudaraba savings deposits	35,762,422,029	30,187,406,434
	Fixed/Mudaraba fixed deposits	179,001,203,700	143,616,307,309
	Short notice deposit	27,802,067,478	25,793,926,191
	Deposit under special scheme	40,601,084,115	39,649,223,269
	Foreign currency deposit	3,130,107,923	2,726,928,165
		<b>360,322,122,343</b>	<b>310,449,228,551</b>
<b>12(a)</b>	<b>Consolidated Deposits and Other Accounts</b>		
	Current deposit & other accounts 12.2 (a)	63,713,516,126	61,715,859,957
	Bills payable 12.3	10,362,886,551	6,784,271,128
	Savings/Mudaraba savings deposits	35,762,422,029	30,187,406,434
	Fixed/Mudaraba fixed deposits 12(b)	179,001,203,700	143,616,307,309
	Short notice deposit 12(c)	27,744,247,055	25,726,198,281
	Deposit under special scheme	40,601,084,115	39,649,223,269
	Foreign currency deposit	3,130,107,923	2,726,928,165
		<b>360,315,467,499</b>	<b>310,406,194,543</b>
<b>12.1</b>	<b>As per Following Segregation</b>		
	Inter Bank Deposits	101,871,000	850,976,261
	Other Deposits	360,220,251,343	309,598,252,290
		<b>360,322,122,343</b>	<b>310,449,228,551</b>
<b>12.2</b>	<b>Current Deposit and Other Accounts</b>		
	Current deposit	20,015,707,491	20,480,188,585
	Sundry deposit	26,837,994,507	24,325,130,663
	Security deposit	5,855,181,142	7,535,692,336
	Interest/profit Payable	10,953,467,407	9,350,154,470
		<b>63,662,350,547</b>	<b>61,691,166,054</b>



		31.12.2025 Taka	31.12.2024 Taka
<b>12.2(a)</b>	<b>Consolidated current Deposit and Other Accounts</b>		
	Jamuna Bank PLC.	63,662,350,547	61,691,166,054
	Jamuna Bank Capital Management Limited	51,165,579	24,693,902
	Jamuna Bank Securities Limited	-	-
		<b>63,713,516,126</b>	<b>61,715,859,957</b>
	<b>Less: Inter-company transaction</b>		
	Jamuna Bank Capital Management Limited	-	-
	Jamuna Bank Securities Limited	-	-
		<b>63,713,516,126</b>	<b>61,715,859,957</b>
<b>12.3</b>	<b>Bills Payable</b>		
	DD payable	1,752,105	
	P.O issued	10,361,134,446	6,784,271,128
		<b>10,362,886,551</b>	<b>6,784,271,128</b>
<b>12(b)</b>	<b>Consolidated fixed deposit</b>		
	Jamuna Bank PLC.	179,001,203,700	143,616,307,309
	Jamuna Bank Capital Management Limited	-	-
	Jamuna Bank Securities Limited	-	-
		<b>179,001,203,700</b>	<b>143,616,307,309</b>
	<b>Less: Inter-company transaction</b>		
	Jamuna Bank Capital Management Limited	-	-
	Jamuna Bank Securities Limited	-	-
		<b>179,001,203,700</b>	<b>143,616,307,309</b>
<b>12(c)</b>	<b>Consolidated Short notice deposit</b>		
	Jamuna Bank PLC.	27,802,067,478	25,793,926,191
	Jamuna Bank Capital Management Limited	-	-
	Jamuna Bank Securities Limited	-	-
		<b>27,802,067,478</b>	<b>25,793,926,191</b>
	<b>Less: Inter-company transaction</b>		
	Jamuna Bank Capital Management Limited	53,101,472	37,686,246
	Jamuna Bank Securities Limited	4,718,951	30,041,664
		<b>27,744,247,055</b>	<b>25,726,198,281</b>
<b>12.4</b>	<b>Maturity Grouping of Deposit and Other Accounts</b>		
	Payable on demand	94,263,500,000	71,202,200,000
	Not more than three months	52,413,500,000	10,067,400,000
	More than 3 months but not more than 1 year	74,228,300,000	15,101,100,000
	More than 1 year but not more than 5 years	46,402,100,000	40,358,399,712
	More than 5 years	93,014,722,343	173,720,128,839
		<b>360,322,122,343</b>	<b>310,449,228,551</b>
<b>13</b>	<b>Other Liabilities</b>		
	Provision for unclassified loans and advances	(Note: 13.1) 2,075,464,096	5,449,023,096
	Provision for classified loans and advances	(Note: 13.2) 7,203,199,317	4,173,101,634
	Provision for Off Balance Sheet Exposures	(Note: 13.3) 1,133,599,882	1,090,865,882
	Provision for Non-Banking assets	374,500,000	-
	Interest suspense account	(Note: 13.4) 4,635,598,382	2,934,476,138
	Provision for other	(Note: 13.5) 217,224,289	201,962,950

		31.12.2025 Taka	31.12.2024 Taka
Provision for diminution in value of investments	(Note: 13.6)	19,784,827	15,133,052
Provision for income tax	(Note: 13.7)	-	1,407,368,543
Deferred Tax liability	(Note: 13.8.2)	6,738,953	1,541,531
Incentive bonus		-	-
Accrued profit on investment		69,197,954	232,900,600
Contribution to JBPLC Foundation	(Note: 34.1)	287,932,995	307,807,827
Branch adjustment		-	391,709,204
Adjusting account credit		597,413,388	797,545,422
Clearing adjustments account		-	43,593,118
Lease liabilities as per IFRS-16*		32,772,218	69,983,790
Other liabilities-including Off Shore Banking Unit		179,322,568	90,358,102
		<b>16,832,748,868</b>	<b>17,207,370,889</b>
* As per note 3.02.7, in accordance with IFRS-16, the Bank has recognised the lease liabilities.			
<b>13(a) Consolidated Other Liabilities</b>			
Jamuna Bank PLC.		16,832,748,868	17,207,370,889
Jamuna Bank Capital Management Limited		1,654,053,577	1,737,913,643
Jamuna Bank Securities Limited		170,162,757	77,873,885
		<b>18,656,965,202</b>	<b>19,023,158,417</b>
<b>Less: Inter-company transaction</b>			
Jamuna Bank Capital Management Limited		1,144,123,684	1,191,176,766
Jamuna Bank Securities Limited		111,974,892	43,609,731
		<b>17,400,866,627</b>	<b>17,788,371,920</b>
<b>13.1 Provision for unclassified loans and advances</b>			
Balance at the beginning of the year		5,449,023,096	4,926,815,587
Add: Provision made during the year		(3,373,559,000)	522,207,509
		<b>2,075,464,096</b>	<b>5,449,023,096</b>
<b>13.2 Provision for classified loans and advances</b>			
Balance at the beginning of the year		4,173,101,634	2,791,837,140
Add: Provision made during the year		5,355,458,000	2,439,148,475
		<b>9,528,559,634</b>	<b>5,230,985,615</b>
Less: write off provision during the year		2,325,360,318	1,057,883,981
		<b>7,203,199,317</b>	<b>4,173,101,634</b>
<b>Total provision maintained for loans and advances (Notes: 13.1+ 13.2)</b>		<b>9,278,663,412</b>	<b>9,622,124,730</b>
<b>13.3 Provision for Off Balance Sheet Exposures</b>			
Balance at the beginning of the year		1,090,865,882	783,631,000
Add: Provision made during the year		42,734,000	307,234,882
		<b>1,133,599,882</b>	<b>1,090,865,882</b>
Less: Adjustment during the year		-	-
		<b>1,133,599,882</b>	<b>1,090,865,882</b>
<b>13.4 Interest Suspense Account</b>			
Balance at the beginning of the year		2,934,476,138	1,635,529,525
Add: Amount transferred during the year		2,982,039,353	2,230,610,772
		<b>5,916,515,491</b>	<b>3,866,140,297</b>
Less: Amount recovered during the year		277,780,626	830,726,199
Less: Amount written-off/waive during the year		1,003,136,483	100,937,960
		<b>4,635,598,382</b>	<b>2,934,476,138</b>



		31.12.2025 Taka	31.12.2024 Taka
<b>13.5</b>	<b>Provision for other</b>		
	<b>Provision for other assets:</b>		
	Balance at the beginning of the year	190,097,530	190,097,530
	Less: Adjustment during the year	109,850,000	-
		<b>80,247,530</b>	<b>190,097,530</b>
	Add: Provision made during the year for other assets	134,252,000	
	Less: Adjustment during the year	-	
	(a)	<b>214,499,530</b>	<b>190,097,530</b>
	<b>Provision for good borrowers:</b>		
	Balance at the beginning of the year	10,000,000	10,000,000
	Add: Provision made during the year	(10,000,000)	-
	(b)	-	<b>10,000,000</b>
	<b>Provision for Zakat Fund:</b>		
	Balance at the beginning of the year	1,865,420	277,683
	Less: Paid during the year	1,865,420	277,683
		-	-
	Add: Provision made during the year	2,724,759	1,865,420
	(c)	<b>2,724,759</b>	<b>1,865,420</b>
	The Board of Directors of Jamuna Bank PLC. in its 283rd meeting held on 30-03-2016 approved for payment of Zakah (Zakat) @2.58% (as per solar year) on the proportionate reserves of Islamic Banking out of total reserves.		
	<b>Total provision (a+b+c)</b>	<b>217,224,289</b>	<b>201,962,950</b>
<b>13.6</b>	<b>Provision for diminution in value of investments</b>		
	Balance at the beginning of the year	15,133,052	7,124,002
	Provision made during the year (Note: 37)	4,651,775	8,009,050
		<b>19,784,827</b>	<b>15,133,052</b>
<b>13.7</b>	<b>Provision for Income Tax</b>		
	<b>Provision</b>		
	Opening Balance on 01 January	9,266,887,326	11,797,400,345
	Add: Provision made for the year	1,358,894,161	3,053,697,443
	Less: Adjustment during the year	2,958,560,138	5,584,210,462
	<b>Total (A)</b>	<b>7,667,221,348</b>	<b>9,266,887,326</b>
	<b>Advance tax</b>		
	Balance of advance income tax on 01 January	7,859,518,783	11,066,581,200
	Add: Paid during the year	3,408,925,585	2,377,148,045
	Less: Adjustment during the year	2,958,560,138	5,584,210,462
	<b>Total (B)</b>	<b>8,309,884,229</b>	<b>7,859,518,783</b>
	<b>Net balance at December 31 {C = (A-B)}</b>	<b>(642,662,881)</b>	<b>1,407,368,543</b>
	<b>Corporate tax position of the bank has been shown in Annexure - D</b>		

**13.7.1** Provision for income tax has been made during the year @ 37.50% as prescribed by the Finance Act 2025-2026 on the accounting profit made by the Bank after considering some of the add back to income and disallowances of expenditure as per Income Tax Law 2023.

	31.12.2025 Taka	31.12.2024 Taka
<b>13.8(a) Consolidated Provision for Current Tax</b>		
Jamuna Bank PLC.	1,358,894,161	3,053,697,443
Jamuna Bank Capital Management Limited	6,018,497	4,447,777
Jamuna Bank Securities Limited	3,312,672	2,148,470
	<b>1,368,225,330</b>	<b>3,060,293,690</b>
<b>13.8.2 Deferred Tax Liabilities</b>		
Opining Balance	1,541,531	889,501
Add: Addition during the year	5,197,422	652,030
Less: Adjustment during the year	-	
Closing balance	<b>6,738,953</b>	<b>1,541,531</b>
<b>Deferred tax liability for depreciation on fixed assets:</b>		
Total taxable temporary difference	655,120,687	617,446,742
Total taxable Deductible difference	637,150,147	613,335,992
Net taxable temporary difference	<b>17,970,540</b>	<b>4,110,750</b>
Deferred tax liabilities (Effective tax rate 37.50%)	<b>6,738,953</b>	<b>1,541,531</b>
<b>13.8.3 Consolidated Deferred Tax Liabilities/(Assets) during the year</b>		
Jamuna Bank PLC.	5,197,422	652,030
Jamuna Bank Capital Management Limited	167,204	(502,438)
Jamuna Bank Securities Limited	-	(145,835)
	<b>5,364,626</b>	<b>3,757</b>
<b>13.8(b) Consolidated Provision for Deferred Tax liabilities/(Assets)</b>		
Jamuna Bank PLC.	6,738,953	1,541,531
Jamuna Bank Capital Management Limited	-	-
Jamuna Bank Securities Limited	-	-
	<b>6,738,953</b>	<b>1,541,531</b>

**13.9 Reconciliation of Inter-bank/ Inter-Branch Transaction**

Branch adjustment account represents outstanding Inter-branch and Head Office transactions (Net) originated but yet to be responded by the balance sheet date. The un-reconciled entries for responding as of 31 December 2025 are given below:

Particulars	Number of unreconciled entries		Amount	
	Debit	Credit	Debit	Credit
Up to 3 months	-	-	-	-
Over 3 months but within 6 months	-	-	-	-
Over 6 months but within 9 months	-	-	-	-
Over 9 months but within 12 months	-	-	-	-
Over 12 months and more	-	-	-	-

**13 (b) Subordinated and perpetual debt**

Subordinated Bond	Note: 13(b).1	5,895,500,000	3,000,000,000
Perpetual Bond	Note: 13(b).2	4,000,000,000	4,000,000,000
		<b>9,895,500,000</b>	<b>7,000,000,000</b>



	31.12.2025 Taka	31.12.2024 Taka
<b>13(b).1 The Bank issued fully redeemable, non-convertible, unsecured subordinated bond at different percentage (%) coupon rate.</b>		
<b>Detail list of subordinated debt holders are shown below:</b>		
<b><u>Name of party</u></b>		
Agrani Bank Limited	-	100,000,000
Bengal Commercial Bank Ltd.	90,000,000	120,000,000
City Bank Limited	-	260,000,000
Community Bank Ltd.	60,000,000	80,000,000
Janata Bank Limited	1,350,000,000	1,880,000,000
Midland Bank PLC.	200,000,000	-
National Bank Limited	-	100,000,000
Sonali Bank Limited	-	100,000,000
Southeast Bank Limited	1,800,000,000	-
National Credit & Commerce Bank Limited	-	60,000,000
United Commercial Bank Ltd.	2,000,000,000	300,000,000
Bond issued other than Banks & FIs	395,500,000	-
	<b>5,895,500,000</b>	<b>3,000,000,000</b>
<b>13(b).2 Detail list of perpetual debt holders are shown below:</b>		
The Bank issued private placement of unsecured, Non-convertible and floating rate perpetual bond.		
<b><u>Name of party</u></b>		
Community Bank Limited	150,000,000	150,000,000
IPDC Finance Limited	100,000,000	100,000,000
Mercantile Bank Limited	400,000,000	400,000,000
Mutual Trust Bank Limited	650,000,000	650,000,000
Midland Bank Ltd.	250,000,000	250,000,000
NRB Commercial Bank Ltd.	400,000,000	400,000,000
United Commercial Bank Ltd.	700,000,000	700,000,000
One Bank Ltd.	1,350,000,000	1,350,000,000
	<b>4,000,000,000</b>	<b>4,000,000,000</b>
<b>13 (c) Consolidated Subordinated and perpetual Debt</b>		
Jamuna Bank PLC.	9,895,500,000	7,000,000,000
Jamuna Bank Capital Management Limited	-	-
Jamuna Bank Securities Limited	-	-
	<b>9,895,500,000</b>	<b>7,000,000,000</b>
<b>14 Share Capital</b>		
<b>Authorized capital</b>		
The Authorized Share Capital of the Bank amounts to Taka. 15,000,000,000 divided into 1,500,000,000 Ordinary Shares of Taka 10 each.		
<b>Issued, Subscribed and Fully paid up Capital</b>		
Taka 9,393,376,300 divided into 939,337,630 Ordinary Shares of Taka 10 each.		
Opening Paid up Capital	8,820,071,650	8,129,098,300
Add: Share Dividend (stock)	573,304,650	690,973,350
	<b>9,393,376,300</b>	<b>8,820,071,650</b>

**14.1 Percentage of Shareholdings at the Closing Date**

Particulars	31.12.2025 Taka		31.12.2024 Taka	
	Amount in Taka		Percentages (%)	
	31 December, 25	31 December, 24	31 December, 25	31 December, 24
Directors & Sponsors	3,849,645,980	3,983,417,480	40.98%	45.16%
Financial Institutions	221,007,680	321,275,850	2.35%	3.64%
Foreign investors	12,314,520	20,236,050	0.13%	0.23%
General Public	5,310,408,120	4,495,142,270	56.54%	50.97%
<b>Total</b>	<b>9,393,376,300</b>	<b>8,820,071,650</b>	<b>100%</b>	<b>100%</b>

**14.2 Shareholding Range on the Basis of Shareholdings at 31 December 2025:**

Shareholding range	Number of shareholders	Shares	Percentage (%)
01 to 499	5,719	947,711	0.10
500 to 5,000	8,394	15,882,043	1.69
5,001 to 10,000	1,920	12,394,473	1.32
10,001 to 20,000	763	10,908,318	1.16
20,001 to 30,000	292	7,299,360	0.78
30,001 to 40,000	172	5,994,305	0.64
40,001 to 50,000	101	4,681,602	0.50
50,001 to 100,000	227	16,251,068	1.73
100,001 to 1,000,000	292	82,986,856	8.83
1,000,001 and over	105	781,991,894	83.25
<b>Total</b>	<b>17,985</b>	<b>939,337,630</b>	<b>100.00</b>

**14.3 Raising of share capital**

Given below is the history of raising of share capital of Jamuna Bank PLC.:

Accounting year	Declaration	No of share	Value in capital	Cumulative
2001	Opening capital	39,000,000	390,000,000	390,000,000
2003	10% Bonus share	3,900,000	39,000,000	429,000,000
2005	25% Bonus share	21,450,000	214,500,000	643,500,000
2006	Initial Public Offer (IPO)	42,900,000	429,000,000	1,072,500,000
2006	14.29% Bonus share	15,321,420	153,214,200	1,225,714,200
2007	7.14% Bonus share	8,755,100	87,551,000	1,313,265,200
2008	23.50% Bonus share	30,861,730	308,617,300	1,621,882,500
2009	37.50% Bonus share	60,820,590	608,205,900	2,230,088,400
2010	Right Issue	74,336,280	743,362,800	2,973,451,200
2010	22% Bonus share	65,415,926	654,159,260	3,627,610,460
2011	Share issue to Mrs. Ayesha Hussain	2,079,330	20,793,300	3,648,403,760
2011	23% Bonus share	83,913,286	839,132,860	4,487,536,620
2013	15% Bonus share	67,313,049	673,130,490	5,160,667,110
2014	19% Bonus share	98,052,675	980,526,750	6,141,193,860
2017	22% Bonus share	135,106,264	1,351,062,640	7,492,256,500
2022	8.50% Bonus share	63,684,180	636,841,800	8,129,098,300
2023	8.50% Bonus share	69,097,335	690,973,350	8,820,071,650
2024	6.50% Bonus share	57,330,465	573,304,650	9,393,376,300
		<b>939,337,630</b>	<b>9,393,376,300</b>	



31.12.2025 Taka	31.12.2024 Taka
--------------------	--------------------

#### 14.4 Capital Adequacy of the Bank

In terms of section 13 (2) of the Bank Companies Act, 1991 (as amended in 2023) and Bangladesh Bank BRPD circular no. 13 dated 21 December, 2014 required capital of the Bank at the close of business on 31 December 2025 was Taka 2,678.20 crore as against available Tier-I capital of Taka 2,825.59 crore and supplementary capital of Taka 1,264.93 crore making a total capital of Taka 4,090.52 crore thereby showing a surplus capital/ equity of Taka 1,412.32 crore at that date. Details are shown below:

##### Tier- I Capital (Going concern capital)

##### Common Equity Tier-I Capital (CET-I)

Paid up Capital	9,393,376,300	8,820,071,650
Share Premium account	-	-
Statutory Reserve	9,393,376,300	8,820,071,650
Retained Earnings	4,559,088,128	2,126,295,202
Less: Regulatory adjustments (Investment in own CET-1 Instruments/Shares)	(10,446,826)	(4,092,000)
<b>Total Common Equity Tier-I Capital (CET-I)</b>	<b>23,335,393,902</b>	<b>19,762,346,502</b>

##### Additional Tier-I capital (AT-I)

Instrument issued by the Bank (Perpetual Bond)	4,000,000,000	4,000,000,000
Reciprocal crossholding	-	455,000,000
<b>Total additional Tier-I capital (AT-I)</b>	<b>4,000,000,000</b>	<b>3,545,000,000</b>

<b>Total Tier- I Capital (Going concern capital)</b>	<b>27,335,393,902</b>	<b>23,307,346,502</b>
--	-----------------------	-----------------------

##### Tier-2 Capital (Gone concern capital)

General provision of unclassified Loan & Advances & off Balance sheet	<b>3,209,063,978</b>	<b>6,539,888,978</b>
Subordinated bond	5,395,500,000	1,500,000,000
Less: Regulatory adjustments (Reciprocal crossholdings)	9,779,026	-
<b>Tier -II capital</b>	<b>8,594,784,952</b>	<b>8,039,888,978</b>

<b>Tier -I &amp; Tier- II capital</b>	<b>35,930,178,853</b>	<b>31,347,235,480</b>
---------------------------------------	-----------------------	-----------------------

Total Risk Weighted Assets (as per BASEL-III guideline)	214,565,837,430	191,521,421,251
Required Capital	26,820,729,679	23,940,177,656

Details are shown in Annexure - F

##### Actual Capital Held:

Core Capital	27,335,393,902	23,307,346,502
Supplementary Capital	8,594,784,952	8,039,888,978
	<b>35,930,178,853</b>	<b>31,347,235,480</b>

<b>Capital adequacy ratio % (Required 12.50%)</b>	<b>16.75</b>	<b>16.37</b>
---	--------------	--------------

##### Actual Capital Held (%):

Core capital to Risk Weighted Assets	12.74%	12.17%
Supplementary capital to Risk Weighted Assets	4.01%	4.20%

#### 15 Statutory Reserve

Opening balance	8,820,071,650	8,129,098,300
Add: Addition during the year	573,304,650	690,973,350
	<b>9,393,376,300</b>	<b>8,820,071,650</b>

As per Section 24 (1) of the Bank Companies Act, 1991, every banking company shall create a statutory reserve, if the amount of such fund together with the amount in the share premium is less than its paid up capital, it shall transfer at an amount not less than 20% of profit before taxes to statutory reserve fund. Jamuna Bank PLC. has already maintained the required fund equivalent to paid up share capital for statutory reserve.

		31.12.2025 Taka	31.12.2024 Taka
<b>16</b>	<b>Other Reserves</b>		
	Investment Revaluation Reserve (HFT)	(Note: 16.1) 1,268,549,366	832,482,175.79
	Assets Revaluation Reserve	(Note: 16.2) 1,063,497,554	1,063,497,554.00
	Reserve for Start Up Fund	(Note: 16.3) 174,640,931	118,853,913
		<b>2,506,687,850</b>	<b>2,014,833,643</b>
<b>16(a)</b>	<b>Consolidated Other Reserves</b>		
	Jamuna Bank PLC.	2,506,687,850	2,014,833,643
	Jamuna Bank Capital Management Limited	1,068,461	524,153
	Jamuna Bank Securities Limited	637,963	637,963
		<b>2,508,394,274</b>	<b>2,015,995,758</b>
<b>16.1</b>	<b>Investment Revaluation Reserve (HFT)</b>		
	Opening balance	832,482,176	149,784,901
	Addition/Adjustment during the year	436,067,190	682,697,275
		<b>1,268,549,366</b>	<b>832,482,176</b>
<b>16.2</b>	<b>Assets Revaluation Reserve</b>		
	Opening balance	1,063,497,554	1,063,497,554
	Addition/Adjustment during the year	-	-
		<b>1,063,497,554</b>	<b>1,063,497,554</b>
	In terms of International Accounting Standard (IAS)-16, 'Property, Plant and Equipment', and instruction contained in BRPD circular no. 10 dated 25 November, 2002 issued by Bangladesh Bank, all the immovable properties of the Bank has been revalued by a professionally qualified valuation firm of the country in the year 2010 and also the valuation report certified then by our external auditor. Accordingly, revaluation surplus of Taka 106.00 crore has been included in equity.		
<b>16.3</b>	<b>Reserve for Start Up Fund</b>		
	Opening balance	118,853,913	90,913,921
	Fund transfer during the year	55,787,018	27,939,992
		<b>174,640,931</b>	<b>118,853,913</b>
	Bangladesh Bank has issued SMESPD circular no. 04 dated 29 March 2021 instructing commercial banks to constitute their own and separate "Start-up Fund" for lending to the startup companies. Jamuna Bank PLC. transfer 1% of its net profit after tax to Start Up Fund each year.		
<b>16(b)</b>	<b>Non controlling interest</b>		
	<b>Jamuna Bank Capital Management Limited</b>		
	Paid up capital	1,000,000,000	1,000,000,000
	Retained earnings	(93,251,634)	(98,444,806)
	<b>Total net assets</b>	<b>906,748,366</b>	<b>901,555,194</b>
	<b>(i) Non controlling interest @ .00016%</b>	<b>1,451</b>	<b>1,442</b>
	<b>Jamuna Bank Securities Limited</b>		
	Paid up capital	400,000,000	400,000,000
	Retained earnings	2,527,002	25,546,720
	<b>Total net assets</b>	<b>402,527,002</b>	<b>425,546,720</b>
	<b>(ii) Non controlling interest @ 0.00005%</b>	<b>201</b>	<b>213</b>
	Total Non controlling interest before adjustment (i+ii)	1,652	1,655
	Adjustment for prior year error	-	-
	<b>Total Non controlling interest (i+ii)</b>	<b>1,652</b>	<b>1,655</b>



	31.12.2025 Taka	31.12.2024 Taka
<b>17 Retained earnings</b>		
Opening balance	2,126,295,202	2,564,774,860
Less: Transfer to Start Up fund	55,787,018	27,939,992
Less: Dividend distributed for last year	2,116,817,189	2,113,565,552
	<b>(46,309,004)</b>	<b>423,269,316</b>
Add: Addition for current year	4,605,397,132	1,703,025,887
	<b>4,559,088,128</b>	<b>2,126,295,202</b>
<b>17(a) Consolidated retained earnings</b>		
Opening balance	2,053,397,258	2,494,735,846
Less: Transfer to Start Up fund	55,787,018	27,939,992
Less: Dividend distributed for last year	2,116,817,189	2,115,565,552
	<b>(119,206,948)</b>	<b>351,230,302</b>
Add: Addition for current year	4,588,393,908	1,702,166,957
	<b>4,469,186,960</b>	<b>2,053,397,258</b>
<b>Net profit attributable to ordinary shareholder</b>		
<b>Attributable to:</b>		
Shareholders of JBPLC.	5,562,242,866	2,793,294,376
<b>Non controlling interest:</b>		
Jamuna Bank Capital Management Limited	8	5
Jamuna Bank Securities Limited	(12)	(3.02)
	<b>5,562,242,863</b>	<b>2,793,294,378</b>
<b>18 Contingent Liabilities</b>		
<b>18.1 Letters of Guarantee</b>		
Letters of Guarantee (Local)	24,763,273,064	27,278,488,017
Letters of Guarantee (Foreign)	11,700,000	11,700,000
	<b>24,774,973,064</b>	<b>27,290,188,017</b>
<b>18.2 Irrevocable Letters of Credit</b>		
Letters of Credit	43,844,033,182	48,260,928,955
	<b>43,844,033,182</b>	<b>48,260,928,955</b>
<b>18.3 Bills for Collection</b>		
Outward local bills for collection	-	-
Foreign DOC bill collection	5,735,098,636	6,521,206,676
Inward local bills for collection	18,402,221,176	19,348,778,383
	<b>24,137,319,812</b>	<b>25,869,985,060</b>
<b>18(a) Consolidated contingent liabilities</b>		
<b>Acceptances &amp; Endorsements</b>		
Jamuna Bank PLC.	53,762,645,574	44,893,419,903
Jamuna Bank Capital Management Limited	-	-
Jamuna Bank Securities Limited	-	-
	<b>53,762,645,574</b>	<b>44,893,419,903</b>
<b>Letters of Guarantee</b>		
Jamuna Bank PLC.	24,774,973,064	27,290,188,017
Jamuna Bank Capital Management Limited	-	-
Jamuna Bank Securities Limited	-	-
	<b>24,774,973,064</b>	<b>27,290,188,017</b>
<b>Irrevocable Letters of Credit</b>		
Jamuna Bank PLC.	43,844,033,182	48,260,928,955
Jamuna Bank Capital Management Limited	-	-
Jamuna Bank Securities Limited	-	-
	<b>43,844,033,182</b>	<b>48,260,928,955</b>

	31.12.2025 Taka	31.12.2024 Taka
<b>Bills for Collection</b>		
Jamuna Bank PLC.	24,137,319,812	25,869,985,060
Jamuna Bank Capital Management Limited	-	-
Jamuna Bank Securities Limited	-	-
	<b>24,137,319,812</b>	<b>25,869,985,060</b>
<b>Other Contingent Liabilities</b>		
Jamuna Bank PLC.	852,426,150	94,200,000
Jamuna Bank Capital Management Limited	-	-
Jamuna Bank Securities Limited	-	-
	<b>852,426,150</b>	<b>94,200,000</b>
<b>19 Profit &amp; Loss Account</b>		
<b>Income</b>		
Interest, discount and similar income	18,037,540,201	20,231,707,466
Commission, custody and brokerage	1,737,413,318	1,664,735,087
Dividend Income	4,284,719	7,464,828
Investment income	12,802,321,698	9,283,465,177
Exchange gain on foreign bill purchased	2,722,061,289	1,992,270,764
Other Operating Income	1,445,597,325	1,029,517,694
	<b>36,749,218,551</b>	<b>34,209,161,016</b>
<b>Expenses</b>		
Interest and similar expenses	17,707,845,407	16,876,168,756
Administrative expenses	7,742,484,115	6,542,962,938
Other Operating expenses	1,523,314,087	1,447,115,814
Depreciation on banking assets	676,520,045	672,899,463
	<b>27,650,163,652</b>	<b>25,539,146,970</b>
<b>Profit before tax &amp; provision</b>	<b>9,099,054,899</b>	<b>8,670,014,046</b>
<b>20 Interest Income &amp; profit on investment</b>		
Interest/profit on loan and advances-Main operation (Note: 20.1)	15,448,174,565	18,210,507,814
Interest on loan and advances-Off Shore Banking Unit	1,127,793,738	822,191,714
Interest on call loan	176,590,875	16,629,236
Interest/profit on deposit to other bank / Financial Inst.	145,937,337	44,692,132
Interest on Foreign Currency account	1,139,043,686	1,137,686,570
	<b>18,037,540,201</b>	<b>20,231,707,466</b>
<b>20(a) Consolidated Interest Income</b>		
Jamuna Bank PLC.	18,037,540,201	20,231,707,466
Jamuna Bank Capital Management Limited	176,766,068	149,254,440
Jamuna Bank Securities Limited	24,296,522	15,365,657
	<b>18,238,602,791</b>	<b>20,396,327,563</b>
Less: Inter-company transaction		
Jamuna Bank Capital Management Limited	141,837,359	136,739,857
Jamuna Bank Securities Limited	13,045,162	4,091,727
	<b>18,083,720,270</b>	<b>20,255,495,979</b>
<b>20.1 Interest on Loan &amp; Advances</b>		
Interest on agriculture loan	605,367,484	413,808,366
Interest on SME	1,965,537,099	2,199,574,679
Interest on loans (General)	62,239,874	157,566,648
Interest on demand loan	(489,505,204)	8,835,559



	31.12.2025 Taka	31.12.2024 Taka
Interest on loan against trust receipt (LTR)	652,376,651	802,768,138
Interest on packing credit	88,308,052	85,034,369
Interest on house building loan	10,338,957	8,800,299
Interest on real estate	86,354,483	107,747,706
Interest on hire purchase	299,002,714	324,159,383
Interest on lease finance	195,864,777	227,001,328
Interest on payment against documents (PAD)	374,496,500	343,617,412
Interest on PIF Loans and Advances	730,890,213	414,770,663
Interest on cash credit (Hypo)	1,151,566,380	1,276,113,393
Interest on secured overdraft Share/FDR	551,525,417	425,846,895
Interest on secured overdraft (F.O)	27,732,678	43,649,721
Interest on secured overdraft (work order)	563,313,285	520,964,149
Interest on secured overdraft (export)	18,154,083	13,244,420
Interest on secured overdraft (special scheme)	287,076,808	263,075,675
Interest on secured overdraft (General/PO)	2,756,113,256	2,720,548,518
Interest on house building loan staff	51,670,409	44,681,057
Interest on salary/any purpose loan/Other staff loan	194,453,871	192,714,329
Interest on term loan	2,090,435,202	3,413,166,389
Interest on time loan	1,714,474,712	2,775,811,132
Interest on local document bill purchased	439,644,259	419,085,966
Interest on foreign document bill purchased (Doc.)	8,780,609	4,513,255
Interest on EDF	93,557,762	106,670,794
Interest on Retail Credit	34,768,918	38,672,059
Interest Rec.on Special credit Facility for COVID	643,437	4,937,199
Interest on transport/auto/car loan	30,752,126	36,325,030
Interest on Credit Card	261,227,592	197,933,421
Penal interest received	172,642,826	209,263,251
Interest on others	1,282,814	17,539,682
	<b>15,031,088,043</b>	<b>17,818,440,888</b>
<b>In Islamic Banking branches:</b>		
Profit on Bai-Muazzal (General/Com./others)	274,590,654	300,443,207
MPI Trust Receipt	37,191,371	13,253,556
Profit on Murabaha (Import bill)	4,798,017	744,711
Profit on PAD/MIB	10,858,848	11,415,804
Profit on SME Finance	10,134,338	10,607,508
Profit on Hire Purchase	79,513,294	55,602,140
	<b>417,086,522</b>	<b>392,066,926</b>
	<b>15,448,174,565</b>	<b>18,210,507,814</b>
<b>21 Interest/profit on Deposit &amp; Borrowings etc.</b>		
Interest/profit paid on deposits (Note: 21.1)	16,273,758,386	15,868,186,731
Interest paid on call loan	585,191,403	319,849,972
Interest/profit paid on borrowing-Main operation (Note: 21.2)	508,207,653	574,028,601
Interest/profit paid on borrowing-Off Shore Banking Unit	340,687,964	114,103,452
	<b>17,707,845,407</b>	<b>16,876,168,756</b>

	31.12.2025 Taka	31.12.2024 Taka
<b>21(a) Consolidated Interest on Deposit &amp; Borrowings etc.</b>		
Jamuna Bank PLC.	17,707,845,407	16,876,168,756
Jamuna Bank Capital Management Limited	141,837,359	136,739,857
Jamuna Bank Securities Limited	13,045,162	4,091,727
	<b>17,862,727,928</b>	<b>17,017,000,340</b>
<b>Less: Inter-company transaction</b>		
Jamuna Bank Capital Management Limited	141,837,359	136,739,857
Jamuna Bank Securities Limited	13,045,162	4,091,727
	<b>17,707,845,407</b>	<b>16,876,168,756</b>
<b>21.1 Interest on Deposits</b>		
Interest on savings deposit	537,585,150	482,079,903
Interest on Short notice deposit	1,453,390,809	842,686,439
Interest on fixed deposit	16,098,380,971	10,557,462,202
Interest on monthly saving schemes	741,842,160	356,510,563
Interest on RFCD/ NFCD	7,358,090	792,575
Interest on Other scheme Deposits	3,169,290,929	2,822,693,133
	<b>22,007,848,109</b>	<b>15,062,224,816</b>
Less: Adjusted with Investment Income (HTF of Govt. Securities) *	6,762,455,099	-
	<b>15,245,393,010</b>	<b>15,062,224,816</b>
<b>Profit on deposits from Islamic branches:</b>		
Profit on Mudaraba savings deposit	5,467,663	4,687,285
Profit on Mudaraba Short notice deposit	1,433,153	13,634,119
Profit on Mudaraba term deposit	916,326,872	718,552,034
Profit on Other scheme Deposits	105,137,688	69,088,478
	<b>1,028,365,376</b>	<b>805,961,916</b>
	<b>16,273,758,386</b>	<b>15,868,186,731</b>
<b>21.2 Interest/profit paid on borrowing-Main operation</b>		
Interest on subordinated bond	412,250,000	426,468,152
Interest on other bank deposit	608,750	29,385,417
Interest on borrowing from Bangladesh Bank	95,348,903	118,175,032
	<b>508,207,653</b>	<b>574,028,601</b>
<b>22 Investment Income</b>		
Income from Govt. treasury bill *	1,858,775,851	1,543,283,639
Income from Govt. treasury bond *	7,400,634,142	6,928,409,511
Income from interest on subordinated debt	350,867,993	422,247,495
Interest received on REPO of Govt. Treasury Bills	79,842,628	1,597,254
Dividend Income	4,284,719	7,464,828
Capital gain on sale of Govt. securities	3,112,201,083	372,449,783
Capital Gain/(loss) on sale of shares	-	15,477,495
	<b>12,806,606,416</b>	<b>9,290,930,005</b>

\* This amount represents the interest after adjustment of related expenses.



		31.12.2025 Taka	31.12.2024 Taka
<b>22(a)</b>	<b>Consolidated Investment Income</b>		
	Jamuna Bank PLC.	12,806,606,416	9,290,930,005
	Jamuna Bank Capital Management Limited	3,991,926	3,724,633
	Jamuna Bank Securities Limited	(2,422,878)	(2,442,944)
		<b>12,808,175,465</b>	<b>9,292,211,694</b>
	<b>Less: Inter-company transaction</b>		
	Jamuna Bank Capital Management Limited	-	-
	Jamuna Bank Securities Limited	-	-
		<b>12,808,175,465</b>	<b>9,292,211,694</b>
<b>23</b>	<b>Commission, Exchange, Custody &amp; Brokerage Income</b>		
	Commission (Note: 23.1)	1,737,413,318	1,664,735,087
	Exchange Gain from foreign currencies (Note: 23.2)	2,722,061,289	1,992,270,764
	Offshore banking unit	-	-
		<b>4,459,474,608</b>	<b>3,657,005,852</b>
<b>23(a)</b>	<b>Consolidated Commission, Exchange, Custody &amp; Brokerage Income</b>		
	Jamuna Bank PLC.	4,459,474,608	3,657,005,852
	Jamuna Bank Capital Management Limited	20,817,506	29,849,034
	Jamuna Bank Securities Limited	16,227,792	9,647,320
		<b>4,496,519,906</b>	<b>3,696,502,205</b>
<b>23.1</b>	<b>Commission</b>		
	Commission on LC/Bills	820,020,026	815,581,467
	Commission on Bank Guarantee	222,877,635	238,047,448
	Underwriting Commission	131,242,229	57,102,025
	Commission as Rebate	167,414,844	132,051,596
	Commission on Other Banking Service	395,858,586	421,952,551
		<b>1,737,413,318</b>	<b>1,664,735,087</b>
<b>23.2</b>	<b>Exchange Gain from foreign currencies</b>		
	On foreign bill purchased and dealing	2,917,351,484	2,154,839,205
	Exchange gain on Nostro balance (Un-realized)	-	-
	Less: Exchange Loss	195,290,195	162,568,441
		<b>2,722,061,289</b>	<b>1,992,270,764</b>
<b>24</b>	<b>Other Operating Income</b>		
	Charges on account closing	611,800	593,865
	Charges on RTGS/clearing	22,251,782	18,236,340
	Reimbursement from VISA	(866,765)	16,534,687
	Cheque book/card issuance fee	48,835,252	47,466,887
	Service charge	230,246,220	206,560,038
	Postage charges recovery	14,028,266	17,345,742
	SWIFT, Telephone, telex & e-mail recovery	65,250,876	60,604,657
	Documentation/ Processing Charge	21,324,516	34,845,980
	Rent on locker	5,564,747	4,863,500
	Recovery of loan previously written off	543,622,800	185,855,800
	Profit on Sale of Fixed Assets	1,933,963	1,245,639
	Other receipts	480,772,422	426,384,334
	Offshore Banking unit	12,021,446	8,980,227
		<b>1,445,597,325</b>	<b>1,029,517,694</b>

		31.12.2025 Taka	31.12.2024 Taka
<b>24(a)</b>	<b>Consolidated Other Operating Income</b>		
	Jamuna Bank PLC.	1,445,597,325	1,029,517,694
	Jamuna Bank Capital Management Limited	601,855	815,400
	Jamuna Bank Securities Limited	3,413,451	2,906,278
		<b>1,449,612,632</b>	<b>1,033,239,372</b>
<b>25</b>	<b>Operating Expenses</b>		
	<b>Administrative Expenses</b>		
	Salary and allowances	6,102,845,538	5,010,393,797
	Rent, taxes, insurance, electricity, etc.	1,045,261,844	995,541,456
	Legal expenses	20,815,343	32,472,246
	Postage, stamps, telephone, etc.	120,295,464	129,239,324
	Stationery, Printings, Advertisements, etc.	172,435,871	203,562,953
	Directors' fees	10,879,014	12,086,224
	Auditors' fees	2,573,717	1,150,000
	Managing Director's salary & fees	25,000,217	23,584,442
	Repairs and maintenance of bank's assets	242,377,108	134,932,497
		<b>7,742,484,115</b>	<b>6,542,962,938</b>
	<b>Other Operating Expenses</b>		
	Depreciation	676,520,045	672,899,463
	Other Expenses	1,523,314,087	1,447,115,814
		<b>2,199,834,131</b>	<b>2,120,015,276</b>
		<b>9,942,318,246</b>	<b>8,662,978,214</b>
<b>25(a)</b>	<b>Consolidated Operating Expenses</b>		
	Jamuna Bank PLC.	9,942,318,246	8,662,978,214
	Jamuna Bank Capital Management Limited		33,177,099
	Jamuna Bank Securities Limited	16,667,590	14,259,874
		<b>9,958,985,836</b>	<b>8,710,415,187</b>
<b>26</b>	<b>Salary and Allowances</b>		
	Basic Salary	2,017,808,765	1,866,944,013
	Allowances	2,111,051,568	1,988,362,096
	Salary Casual Staff	348,169,767	300,123,644
	Bonus	1,131,014,077	590,036,344
	Gratuity	480,230,000	250,000,000
	Employees Welfare Fund	4,287,178	3,897,434
	Off Shore Banking Unit	10,284,182	11,030,266
		<b>6,102,845,538</b>	<b>5,010,393,797</b>
<b>26(a)</b>	<b>Consolidated Salary and Allowances</b>		
	Jamuna Bank PLC.	6,102,845,538	5,010,393,797
	Jamuna Bank Capital Management Limited	23,188,131	19,923,234
	Jamuna Bank Securities Limited	6,840,363	6,126,122
		<b>6,132,874,032</b>	<b>5,036,443,153</b>
<b>27</b>	<b>Rent, Taxes, Insurance, Electricity, etc.</b>		
	Rent	( Note: 271) 597,972,289	552,104,267
	Rates & taxes	83,003,084	71,855,116
	Insurance expenses	( Note: 272) 194,816,378	168,890,932
	Electricity bill	147,557,831	177,667,307
	WASA & Gas Bill	5,704,185	6,241,656
	Generator fuel & others	16,208,076	18,782,178
		<b>1,045,261,844</b>	<b>995,541,456</b>



	31.12.2025 Taka	31.12.2024 Taka
<b>27.1 Rent</b>		
Rent paid	645,066,986	620,649,188
Less: Adjustment with depreciation arises against right-of-use assets (IFRS 16)	48,494,556	71,141,792
	596,572,430	549,507,396
Add: Finance cost for right of use of asset (IFRS 16 lease)	1,399,859	2,596,871
	<b>597,972,289</b>	<b>552,104,267</b>
*Due to adoption of IFRS 16, rental expense was transferred to depreciation of Right of use Assets (RoU) and expense to lease liabilities.		
<b>27.2 Insurance Expenses</b>		
On Cash on transit, Cash in safe & Cash on counter	21,566,241	41,083,874
On Vehicles	9,842,343	9,310,310
Deposit insurance premium	126,500,000	85,500,000
Group insurance	32,625,451	22,500,000
On others	4,282,343	10,496,748
	<b>194,816,378</b>	<b>168,890,932</b>
<b>27(a) Consolidated Rent, Taxes, Insurance and Electricity, etc.</b>		
Jamuna Bank PLC.	1,045,261,844	995,541,456
Jamuna Bank Capital Management Limited	5,168,313	1,985,792
Jamuna Bank Securities Limited	31,085	39,567
	<b>1,050,461,242</b>	<b>997,566,815</b>
<b>28 Postage, Stamps, Telephone bill etc.</b>		
Postage Charges	16,761,445	21,535,078
Online/ VSAT Charges	32,260,902	39,163,329
SWIFT Charges	21,867,627	17,842,663
Router Charges	942,450	2,271,150
Fax, Telex & Internet charges	1,096,803	934,368
Telephone bill	47,271,123	47,392,349
Telephone bill of Off Shore Banking Unit	95,114	100,386
	<b>120,295,464</b>	<b>129,239,324</b>
<b>28(a) Consolidated Postage, Stamps, Telecommunication etc.</b>		
Jamuna Bank PLC.	120,295,464	129,239,324
Jamuna Bank Capital Management Limited	679,388	553,613
Jamuna Bank Securities Limited	168,403	162,000
	<b>121,143,255</b>	<b>129,954,937</b>
<b>29 Stationery, Printing and Advertisements, etc.</b>		
Office stationery	38,847,920	35,657,170
Printing stationery	40,462,694	27,803,478
Security stationery	38,220,504	30,212,725
Computer paper	1,281,563	991,420
Computer printer toner & cartridge	17,434,528	15,703,830
Publicity and advertisement	35,938,137	92,964,602
Off Shore Banking Unit	250,525	229,728
	<b>172,435,871</b>	<b>203,562,953</b>
<b>29(a) Consolidated Stationery, Printing and Advertisements, etc.</b>		
Jamuna Bank PLC.	172,435,871	203,562,953
Jamuna Bank Capital Management Limited	263,531	278,629
Jamuna Bank Securities Limited	96,188	127,487
	<b>172,795,590</b>	<b>203,969,069</b>

		31.12.2025 Taka	31.12.2024 Taka
<b>30</b>	<b>Managing Director's Salary and fees</b>		
	Basic Salary	13,324,441	12,113,129
	Allowances	7,221,444	7,001,313
	Bonus	4,454,332	4,470,000
		<b>25,000,217</b>	<b>23,584,442</b>
<b>30(a)</b>	<b>Consolidated Managing Director's Salary and fees</b>		
	Jamuna Bank PLC.	25,000,217	23,584,442
	Jamuna Bank Capital Management Limited	-	-
	Jamuna Bank Securities Limited	-	-
		<b>25,000,217</b>	<b>23,584,442</b>
<b>31</b>	<b>Directors' Fees</b>		
	Directors fees	3,740,000	4,454,000
	Meeting expenses	7,139,014	7,632,224
		<b>10,879,014</b>	<b>12,086,224</b>
	Each Director is paid Tk. 10,000/- per meeting per attendance.		
<b>31(a)</b>	<b>Consolidated Directors' Fees</b>		
	Jamuna Bank PLC.	10,879,014	12,086,224
	Jamuna Bank Capital Management Limited	228,000	255,200
	Jamuna Bank Securities Limited	165,000	176,000
		<b>11,272,014</b>	<b>12,517,424</b>
<b>32</b>	<b>Auditors' Fees</b>		
	Auditors' fees	<b>2,573,717</b>	<b>1,150,000</b>
<b>32(a)</b>	<b>Consolidated Auditors' Fees</b>		
	Jamuna Bank PLC.	2,573,717	1,150,000
	Jamuna Bank Capital Management Limited	57,500	57,500
	Jamuna Bank Securities Limited	57,500	57,500
		<b>2,688,717</b>	<b>1,265,000</b>
<b>33</b>	<b>Depreciation and repairs of bank's assets</b>		
	Repair, renovation & maintenance including Off Shore Banking Unit (Note: 33.1)	242,377,108	134,932,497
	Depreciation including Off Shore Banking Unit	676,520,045	672,899,463
		<b>918,897,153</b>	<b>807,831,960</b>
<b>33.1</b>	<b>Repair, renovation &amp; maintenance including Off Shore Banking Unit</b>		
	Spare parts & equipment	58,576,180	60,455,003
	Repair of fixed assets	4,293,016	3,780,884
	Servicing of IT equipment's	19,847,759	20,428,819
	Software maintenance	159,536,145	49,173,507
	Tree/plant expenses	124,009	1,094,284
		<b>242,377,108</b>	<b>134,932,497</b>
<b>33(a)</b>	<b>Consolidated Depreciation/amortization and repairs of bank's assets</b>		
	Jamuna Bank PLC.	918,897,153	807,831,960
	Jamuna Bank Capital Management Limited	588,824	2,977,730
	Jamuna Bank Securities Limited	1,138,188	1,066,768
		<b>920,624,165</b>	<b>811,876,458</b>



	31.12.2025 Taka	31.12.2024 Taka
<b>34 Other Expenses</b>		
Bank charges	32,392,324	16,431,047
Security services	505,786,363	426,758,030
Other professional charges	8,793,609	7,613,902
Entertainment	90,014,975	81,592,004
Car expenses	251,952,399	203,334,088
Books, newspaper & magazine	931,497	873,161
Subscription & Donation	49,463,565	137,907,314
Traveling expenses (TA/DA)	49,288,533	24,355,393
Conveyance, labor & discomfort charges	42,416,066	41,249,867
Business development expenses	121,469,875	124,090,203
Training expenses	12,021,455	7,478,216
Liveries and uniform	3,483,618	4,525,388
Utility	1,902,122	2,890,827
Drinking Water	4,086,488	4,014,601
Annual General Meeting (AGM)	908,789	928,415
CDBL/Stock Exchanges charge	3,340,838	3,732,317
Sanitation & cleaning services	6,225,436	6,435,067
Photograph & photocopy	580,890	502,105
Cash carrying / remit. charge	19,189,490	16,966,263
Sundry expenses	29,421,420	27,219,067
Off Shore Banking Unit	1,711,339	410,713
Contribution to Jamuna Bank Foundation	Note-34.1 287,932,995	307,807,827
	<b>1,523,314,087</b>	<b>1,447,115,814</b>
<b>34.1 Contribution to Jamuna Bank Foundation</b>		
Net profit after taxation/Profit before provision & tax	5,758,659,903	8,977,821,873
Less: Total provision during the period	-	2,821,665,336
Profit for charging contribution to JBF	<b>5,758,659,903</b>	<b>6,156,156,537</b>
* Contribution to JBF @5.0%	<b>287,932,995</b>	<b>307,807,827</b>
* The Board of Directors of Jamuna Bank PLC. in its 461st meeting held on 20-04-2025 approved for contribution to the fund of the Jamuna Bank foundation at the rate of not less than 5.00% of Net Profit after Tax of the Bank to broaden the CSR activities of the Bank's Foundation.		
<b>34(a) Consolidated Other Expenses</b>		
Jamuna Bank PLC.	1,523,314,087	1,447,115,814
Jamuna Bank Capital Management Limited	6,679,980	6,978,426
Jamuna Bank Securities Limited	8,170,863	6,504,430
	<b>1,538,164,929</b>	<b>1,460,598,670</b>
<b>35 Provision for Loans &amp; Advances</b>		
Unclassified loans, advances and others	(3,373,559,000)	522,207,509
Special General provision-COVID-19	-	(456,800,000)
Classified loans & advances	5,355,458,000	2,439,148,475
	<b>1,981,899,000</b>	<b>2,504,555,985</b>
<b>35(a) Consolidated Provision for Loans, Advances and Lease</b>		
Jamuna Bank PLC.	1,981,899,000	2,504,555,985
Jamuna Bank Capital Management Limited	504,931	(5,661,868)
Jamuna Bank Securities Limited	34,508,535	410,977
	<b>2,016,912,466</b>	<b>2,499,305,093</b>

		31.12.2025 Taka	31.12.2024 Taka
<b>36</b>	<b>Provision for off Balance Sheet Exposures</b>		
	Provision made during the year	42,734,000	307,234,882
		<b>42,734,000</b>	<b>307,234,882</b>
<b>36.1</b>	<b>Others provision</b>		
	Provision made during the year	126,976,759	1,865,420
		<b>126,976,759</b>	<b>1,865,420</b>
<b>36(a)</b>	<b>Consolidated Provision for off Balance Sheet Exposures</b>		
	Jamuna Bank PLC.	42,734,000	307,234,882
	Jamuna Bank Capital Management Limited	-	-
	Jamuna Bank Securities Limited	-	-
		<b>42,734,000</b>	<b>307,234,882</b>
<b>37</b>	<b>Provision for Diminution in Value of Investments</b>		
	Provision to be maintained for the year (Note-7.2.2)	19,784,827	15,133,052
	Provision has already been maintained last year	15,133,052	7,124,002
		<b>4,651,775</b>	<b>8,009,050</b>
<b>38</b>	<b>Consolidated Provision for Diminution in Value of Investments</b>		
	Jamuna Bank PLC.	4,651,775	8,009,050
	Jamuna Bank Capital Management Limited	10,000,000	10,000,000
	Jamuna Bank Securities Limited	(2,999,354)	10,859,037
		<b>11,652,421</b>	<b>28,868,087</b>
<b>39</b>	<b>Earning per Share</b>		
	Net profit after tax (Numerator)	5,578,701,782	2,793,999,237
	No. of ordinary shares outstanding (Denominator) -Restated-2024	939,337,630	939,337,630
	Earning per Share (Restated-2024)	<b>5.94</b>	<b>2.97</b>
	Earnings per share has been calculated in accordance with IAS-33 "Earnings Per Share".		
<b>39(a)</b>	<b>Consolidated Earning per Share</b>		
	Net profit after tax (Numerator)	5,562,242,866	2,793,294,378
	No. of ordinary shares outstanding (Denominator) Restated-2024	939,337,630	939,337,630
	<b>Earning per Share (Restated-2024)</b>	<b>5.92</b>	<b>2.97</b>
<b>40</b>	<b>Receipt from Other Operating Activities</b>		
	Charges on account closing	611,800	593,865
	Charges on RTGS/clearing	22,251,782	18,236,340
	Reimbursement from VISA	(866,765)	16,534,687
	Cheque book/card issuance fee	48,835,252	47,466,887
	Service charge	230,246,220	206,560,038
	Postage charges recovery	14,028,266	17,345,742
	SWIFT, Telephone, telex & e-mail recovery	65,250,876	60,604,657
	Documentation/ Processing Charge	21,324,516	34,845,980
	Rent on locker	5,564,747	4,863,500
	Other receipts	480,772,422	426,384,334
	Offshore Banking Unit	12,021,446	8,980,227
		<b>900,040,562</b>	<b>842,416,256</b>



	31.12.2025 Taka	31.12.2024 Taka
<b>41 Payment to Other Operating Activities</b>		
Rent, taxes, insurance.	922,886,448	792,850,315
Legal expenses	20,815,343	32,472,246
Auditors' fees	2,573,717	1,150,000
Directors' fees	10,879,014	12,086,224
Bank charges	32,392,324	16,431,047
Security services	505,786,363	426,758,030
Other professional charges	8,793,609	7,613,902
Entertainment	90,014,975	81,592,004
Car expenses	251,952,399	203,334,088
Books, newspaper & magazine	931,497	873,161
Subscription & Donation	49,463,565	137,907,314
Traveling expenses	49,288,533	24,355,393
Conveyance, labor charges	42,416,066	41,249,867
Repair Renovation & Maintenance	242,377,108	65,330,171
Business development expenses	121,469,875	124,090,203
Training expenses	12,021,455	7,478,216
Liveries and uniform	3,483,618	4,525,388
Annual Gen. Meeting Expenses	908,789	928,415
CDL/ Stock Exch. Charge	3,340,838	3,732,317
Utility	1,902,122	2,890,827
Sanitation & cleaning	6,225,436	6,435,067
Photograph & photocopy	580,890	502,105
Cash carrying / remit. charge	19,189,490	16,966,263
Drinking Water Bill	4,086,488	4,014,601
Sundry expenses	29,421,420	27,219,067
Offshore Banking Unit	1,711,339	410,713
	<b>2,434,912,722</b>	<b>2,043,196,943</b>
<b>42 Net Asset Value Per Share (NAVPS)</b>		
Net Assets (Solo)	25,852,528,578	21,781,272,145
Net Assets (Consolidated)	25,764,335,486	21,709,537,972
Number of Share	939,337,630	882,007,165
NAVPS (Solo)	27.52	24.70
NAVPS (Consolidated)	27.43	24.61
<b>43 Calculation of Net Operating Cash Flow per Share (NOCFPS)</b>		
Net Cash flow from operating activities (Solo)	688,166,604	12,617,223,757
Net Cash flow from operating activities (Consolidated)	686,995,801	12,618,299,717
Number of Share	939,337,630	939,337,630
Net operating cash flow per share (Solo)-Restated-2024	0.73	13.43
Net operating cash flow per share (Consolidated)-Restated-2024	0.73	13.43
It is observed that the Net Operating Cash Flow per Share (NOCFPS) for the year ended December 31, 2025 has increased comparing to the corresponding year as loan disbursement was lower than that of deposit procurement.		
<b>44 Reconciliation of statement of cash flows from operating activities</b>		
Profit before provision	9,099,054,899	8,670,014,046
<b>Adjustment for non cash items:</b>		
Depreciation on fixed asset	676,520,045	672,899,463
Profit on sale of fixed assets	(1,933,963)	(1,245,639)

	31.12.2025 Taka	31.12.2024 Taka
	<b>9,773,640,980</b>	<b>9,341,667,870</b>
<b>Adjustment with non-operating activities:</b>		
Accounts receivable on loans & advances	426,438,414	(398,676,846)
Accounts payable on deposits	1,203,312,937	2,639,532,842
Contribution to Jamuna Bank Foundation	287,932,995	307,807,827
Accounts receivable on investments	(1,423,780,428)	(762,114,347)
	<b>493,903,918</b>	<b>1,786,549,476</b>
<b>Changes in operating assets and liabilities</b>		
Changes in loans & advances	12,225,584,994	(2,229,996,185)
Changes in Govt. securities	(69,902,400,386)	(49,094,141,968)
Changes in other assets	(1,146,682,526)	2,420,322,114
Changes in borrowings from banks	4,989,437,330	(11,252,495,440)
Changes in deposit and other accounts	49,018,686,116	65,232,182,200
Changes in other liabilities	(1,355,078,238)	(1,209,716,265)
	<b>(6,170,452,710)</b>	<b>3,866,154,456</b>
Income Tax Paid	(3,408,925,585)	(2,377,148,045)
<b>Net cash flows from operating activities</b>	<b>688,166,604</b>	<b>12,617,223,757</b>
	-	-
<b>44.1 No. of Branches (Including SME/Krishi centers)</b>	<b>170</b>	<b>169</b>
During the year 2025, 1 new branche was opened.		
<b>44.2 Statement of unclaimed dividend as on December 31, 2025</b>		
Cash dividend for the year 2020	-	11,217,530
Cash dividend for the year 2021	-	8,611,983
Cash dividend for the year 2022	8,534,647	8,635,587
Cash dividend for the year 2023	17,515,252	17,759,722
Cash dividend for the year 2024	18,322,742	-
	<b>44,372,641</b>	<b>46,224,822</b>
<b>45 No. of Meetings:</b>		
Board meetings	19	20
Executive committee meetings	13	15
Audit committee meetings	11	11
Risk management committee meetings	9	6
Shariah supervisory committee meetings	4	3
<b>45.1 Events after the reporting period</b>		
The Board of Directors in its 478th meeting held on 29th April, 2026 has recommended cash dividend @ 29% cash dividend for all shareholders of the Bank subject to the approval of the shareholders at the next Annual General Meeting.		
<b>46 Shareholding Pattern</b>		
Breakup of shareholding pattern as per clause 1.5 (xxi) of Securities and Exchange Commission notification no No.SEC/CMRRCD/2006-158/134/Admin/44 dated 07 August 2012 issued under Section 2CC of the Securities and Exchange Ordinance, 1969, is as follows:		



31.12.2025 Taka	31.12.2024 Taka
--------------------	--------------------

Sl. No.	Name of the Company	% of Shareholding
1.	Jamuna Bank Capital Management Limited	99.99984%
2.	Jamuna Bank Securities Limited	99.99995%

**46 (A) Related Party Disclosures**

i)	Names of the Directors together with a list of entities in which they have Interest	Note-46.3
----	---	-----------

ii)	Significant contracts where Bank is a party and wherein Directors have interest during the year 2025:	Nil
-----	---	-----

iii)	Shares issued to Directors and Executives without consideration or exercisable at a discount	Nil
------	--	-----

**iv) Related party transactions**

Name of Directors	Relationship	Nature of Loan	Amount	Status
Al-Haj Nur Mohammed	Director	Credit card	USD 272.33	Regular
			BDT 64,795	
Md. Sirajul Islam Varosha	Director	Credit card	USD 177.61	Regular
			BDT 9,076	
Md. Mahmudul Hoque	Director	Credit card	BDT 73,144	Regular

v)	Disclosure of transaction regarding Directors and their related concerns	Nil
----	--	-----

**vi) Business other than banking business with any relation concern to the Directors as per Section 18(2) of the Bank Company Act, 1991 as amended 2023.**

Service receiving companies where the Directors interest subsisted during the year:

Name of party	Relationship	Nature of transaction	Amount
Mr. Md. Hasan	Director	Office rent	818,850

vii)	Investment in the Securities of Directors and their related concern	Nil
------	---	-----

**46.1 Business with subsidiary**

For the year 2025					
Organization	Nature of Transactions	Opening Balance	Addition	Adjustment	Closing Balance
Jamuna Bank Capital Management Ltd.	Short Notice Deposit	37,686,246	842,763,349	827,303,395	53,146,200
	Secured Overdraft	1,191,176,767	1,276,726,398	1,524,890,916	943,012,249
Jamuna Bank Securities Ltd.	Short Notice Deposit	13,047,245	776,726,284	785,060,464	4,713,065
	Secured Overdraft	43,609,731	473,945,162	405,580,000	111,974,893

**46.2 Name of the Directors and their interest in bank**

Sl.	Name of the Directors	Status	December	December
			2025 (%)	2024 (%)
1	Mr. Md. Belal Hossain	Director	2.0336	2.0336
2	Engr. A.K.M. Mosharraf Hussain	Director	2.0000	2.0000
3	Engr. Md. Atiqur Rahman	Director	3.8625	3.8625
4	Al-Haj Nur Mohammed	Director	2.9551	2.9551
5	Mr. Md. Saidul Islam	Director	2.0001	2.0001
6	Mr. Robin Razon Sakhawat	Director	2.0030	2.0030
7	Mr. Md. Mahmudul Hoque	Director	2.0008	2.0008
8	Mr. Shaheen Mahmud	Director	4.9980	4.9980
9	Mr. Md. Sirajul Islam Varosha	Director	2.0000	2.0000
10	Mr. Kanutosh Majumder	Director	2.0679	2.0679
11	Mr. Md. Ismail Hossain Siraji	Director	2.0001	2.0001
12	Mr. Md. Hasan	Director	4.9631	4.9631
13	Mr. M. Murshidul Huq Khan	Independent Director	0.0000	0.0000
14	Mr. Kazi Ershadul Alam	Independent Director	0.0000	0.0000
15	Prof. Sharmind Neelormi	Independent Director	0.0000	0.0000
16	Mr. Mirza Elias Uddin Ahmed	Managing Director	0.0000	0.0000

**46.3 Name of the directors and their interest in different entities.**

Sl No.	Name	Designation	Entities where they have interest	Position with the entities / companies
1.	Mr. Md. Belal Hossain	Chairman	1. Belcon Company (Pvt.) Ltd.	Managing Director
			2. Nadia Food & Agro Industry (Pvt.) Ltd.	Managing Director
			3. B.H. Specialized Cold Storage (Pvt.) Ltd.	Managing Director
			4. B. H. Hitech Food Ind. (Pvt.) Ltd	Managing Director
			5. M/s. Belal Hossain	Proprietor
			6. M/s. New National Automatic Rice Mill	Proprietor
2.	Engr. A.K.M. Mosharraf Hussain	Director	1. Adhunik Plastic Industries Limited	Managing Director
			2. Amotex Limited	Managing Director
			3. Aman Bangladesh Limited	Director
			4. Concorde Knitting & Dyeing Industries Ltd.	Managing Director
			5. International Trading Services Limited	Managing Director
			6. International Trading Wash Limited	Managing Director
			7. Inno Chemical Limited	Managing Director
			8. Kazipur Fashions Limited	Managing Director
			9. Peak Fashions Limited	Managing Director
			10. Standard Fashions Limited	Director
			11. Standard Stitches Limited	Managing Director
			12. Standard Stitches Woven Limited	Managing Director
			13. Shams Styling Wears Limited	Managing Director
			14. Sterling Designs Limited	Managing Director
			15. Standard Liquefied Petroleum Gas Ltd.	Managing Director
			16. Standard Global Economic Zone Ltd.	Managing Director
			17. The Civil Engineers Limited	Chairman
			18. The Civil Engineers Woven Limited	Chairman
			19. The Civil Engineers Wash Limited	Chairman
			20. The Civil Engineers Sweater Limited	Chairman
			21. The Civil Engineers Packaging Limited	Chairman
			22. Transworld Limited	Managing Director
			23. Wear Mag Limited	Managing Director
			24. Your Fashion Sweater Limited	Managing Director
			25. United Financial Trading Company Ltd.	Director
3	Engr. Md. Atiqur Rahman	Director	1. Adhunik Plastic Industries Limited	Chairman
			2. Amotex Limited	Chairman
			3. Aman Bangladesh Limited	Director
			4. Concorde Knitting & Dyeing Industries Ltd.	Chairman
			5. International Trading Services Limited	Chairman
			6. International Trading Wash Limited	Chairman
			7. Kazipur Fashions Limited	Chairman
			8. Peak Fashions Limited	Chairman
			9. Standard Fashions Limited	Chairman
			10. Standard Stitches Limited	Chairman
			11. Standard Stitches Woven Limited	Chairman
			12. Shams Styling Wears Limited	Chairman
			13. Sterling Designs Limited	Chairman
			14. Standard Liquefied Petroleum Gas Ltd.	Chairman
			15. Standard Global Economic Zone Ltd.	Chairman
			16. The Civil Engineers Limited	Managing Director



SI No.	Name	Designation	Entities where they have interest		Position with the entities / companies
			17	The Civil Engineers Woven Limited	Managing Director
			18	The Civil Engineers Wash Limited	Managing Director
			19	The Civil Engineers Sweater Limited	Managing Director
			20	The Civil Engineers Packaging Limited	Managing Director
			21	Transworld Limited	Chairman
			22	Wear Mag Limited	Chairman
			23	Your Fashion Sweater Limited	Chairman
			24	United Financial Trading Company Ltd.	Director
			25	Standard Apparels Washing Ltd.	Chairman
			26	Standard AR Limited	Chairman
			27	Standard AR Plus Limited	Chairman
4.	Al-Haj Nur Mohammed	Director	1	Nur Star Tack	Chairman
			2	ENEXEL Engineering Ltd.	Chairman
			3	Star Solution Limited	Chairman
			4	Nur Star Engineering Ltd.	Chairman
			5	International Holdings Ltd.	Director
			6	Star Trading Corporation	Proprietor
			7	Modhumoti CNG Complex	Proprietor
5.	Mr. Md. Saidul Islam	Director	1.	Fabian Industries Limited	Director
			2.	Fabian Thread Limited	Director
			3.	Fabian Multiplex Ind's. Limited	Director
			4.	Fabitex Industries Limited	Director
			5	Famrose Apparels Limited	Director
			6	Airmath Solution	Proprietor
			7	Famrose Printing Solution	Proprietor
			8	SNS Corporation	Proprietor
			9	Frox Media Limited	Director
			10	Eco Advanced Construction Materials Company Ltd.	Chairman
6	Mr. Robin Razon Sakhawat	Director	1.	German Bangla Chemical Ltd.	Managing Director
7.	Mr. Md. Mahmudul Hoque	Director	1.	Anlima Yarn Dyeing Limited	Managing Director
			2.	Allied Enterprise (Pvt.) Limited	Chairman and MD
			3.	Anlima Buildtech Limited	Chairman and MD
			4.	Anlima Petroleum Limited	Chairman and MD
			5.	Anlima Textile Limited	Chairman and MD
			6.	Anlima Meghnaghat Power Plant Limited	Chairman and MD
			7.	Anlima Chemicals Limited	Chairman and MD
			8.	Precision Energy Limited	Chairman and MD
			9.	Anlima Energy Limited	Chairman and MD
			10.	Mirzapur Green City	Partner
			11.	International Holdings Limited (Australian International School)	Director
8.	Mr. Shaheen Mahmud	Director	1.	Cotton Dyeing & Finishing Mills Ltd.	Chairman
			2.	Cotton Line (BD) Ltd.	Chairman
			3.	Cotton N Cotton Garments Ind. Ltd.	Chairman
			4.	Pacific Cotton Ltd.	Chairman
			5.	Bigstar Solution Ltd.	Chairman
			6.	BG Tel Ltd.	Chairman
			7.	FINTRA. Securities Ltd.	Chairman
			8.	Simran Velley Ltd.	Chairman

SI No.	Name	Designation	Entities where they have interest		Position with the entities / companies
9.	Mr. Md. Sirajul Islam Varosha	Director	1	Amazon Tex Knit Fashion Limited	Chairman
			2	Wari Golden Hospital & Diagnostic Complex Ltd.	Director
			3	S.V. Tobacco Co.	Proprietor
			4	Siraj Varosha Jute Mills Ltd.	Managing Director
10.	Mr. Kanutosh Majumder	Director	1.	Nil	Nil
11.	Mr. Md. Ismail Hossain Siraji	Director	1.	Ismail Leather Goods & Footwear Exporters Ltd.	Managing Director
			2.	Reliance Tannery Ltd.	Director
			3.	Assarunnesa Memorial Hospital	Proprietor
			4	Reliance Footwear	Proprietor
			5.	Shahjahan Dairy Farm	Proprietor
12.	Mr. Md. Hasan	Director	1.	Asgar Oil Mills Ltd.	Managing Director
			2.	Asgar Ali Medical College & Hospital Ltd.	Managing Director
			3.	BRAC Banskhali Tea Co. Ltd.	Managing Director
			4.	City Auto Rice & Dal Mills Ltd.	Managing Director
			5.	City Dal Mills Ltd.	Managing Director
			6	City Composite Textile Ltd.	Managing Director
			7	City Economic Zone Ltd.	Managing Director
			8	City Edible Oil Ltd.	Managing Director
			9	City Feed Products Ltd.	Managing Director
			10	City Hi-Tech Park Ltd.	Managing Director
			11	City Modern Agro Ltd.	Managing Director
			12	City Navigation Limited	Managing Director
			13	City Polymers Ltd.	Managing Director
			14	City Tea Estate Ltd.	Managing Director
			15	F. Rahman Oil Mills Ltd.	Managing Director
			16	Farzana Oil Refineries Ltd.	Managing Director
			17	Hamida Plastic Containers Limited	Managing Director
			18	Hasan Containers Ltd.	Managing Director
			19	Hasan Flour Mills Ltd.	Managing Director
			20	Hasan Plastic Industries Ltd.	Managing Director
			21	Hasan Printing & Packaging Industries Ltd.	Managing Director
			22	Hasan Securities Ltd.	Managing Director
			23	International Oil Mills Ltd.	Managing Director
			24	Khan Brothers Ship Building Ltd.	Managing Director
			25	Latine Pharma Ltd.	Managing Director
			26	M.A. Kalam & Co. Ltd.	Managing Director
			27	New Sagurnal Tea Co. Ltd.	Managing Director
			28	Progressive Brokers Ltd.	Managing Director
			29	Purbogaon Economic Zone Ltd.	Managing Director
			30	Rahima Food Corporation Ltd.	Managing Director
			31	Rahman Synthetics Ltd.	Managing Director
			32	Rupshi Feed Mills Ltd.	Managing Director
			33	Rupshi Flour Mills Ltd.	Managing Director
			34	Rupshi Foods Ltd.	Managing Director
			35	Safe Shipping Lines Ltd.	Managing Director
			36	Shampa Flour Mills Ltd.	Managing Director
			37	Somoy Media Ltd.	Director
			38	Speech Bubble Communications Ltd.	Managing Director



SI No.	Name	Designation	Entities where they have interest	Position with the entities / companies
			39 U. K Bangla Paper Ltd.	Managing Director
			40 U. K Bangla Cement Ltd.	Managing Director
			41 Van Ommeran Tank Terminal Bangladesh Ltd.	Managing Director
			42 City Sugar Industries Ltd.	Managing Director
			43 C.S.I Power & Energy Ltd.	Managing Director
			44 BRAC Karnafuli Tea Co. Ltd.	Managing Director
			45 BRAC Kodala Tea Co. Ltd.	Managing Director
			46 Planters Bangladesh Ltd.	Managing Director
			47 The City Chittagong Traders Ltd.	Managing Director
			48 City LPG Ltd.	Managing Director
			49 City Seed Crushing Industries Ltd.	Managing Director
			50 Deepa Food Products Ltd.	Managing Director
			51 Dhaka Salt & Chemicals Ltd.	Managing Director
			52 Dhaka Sugar Limited	Managing Director
			53 Hoshendi Economic Zone Ltd.	Managing Director
			54 Hoshendi Ship Building Ltd.	Managing Director
			55 Rupshi Seed Crushing Ltd.	Managing Director
			56 VOTT Oil Refineries Ltd.	Managing Director
13.	M. Murshidul Huq Khan	Independent Director	Nil	-
14.	Mr. Kazi Ershadul Alam	Independent Director	1 SDB Bangladesh Limited	Nominee Director
			2 BRENNTAG Bangladesh Formulation Ltd	Nominee Director
			3 Tanjib Alam and Associates	Partner
			4 BRENNTAG Bangladesh LTD	Nominee Director
15.	Sharmind Neelormi	Independent Director	1 BASTOB-Initiative for People's Self-development	Vice-Chairperson
			2 Climate Change Program of Christian Commission for Development in Bangladesh (CCDB).	Technical Advisor
			3 Bangladesh Mahila Parishad	Member, Central Committee
			4 Bangladesh Economic Association	Life Member
			5 MUKTODANA Trust	Trustee Member

## 47 Audit Committee

### a) Particulars of Audit Committee

Audit Committee is the sub-committee of the Board of Directors (the 'Board') of Jamuna Bank PLC. The purpose of the committee is to assist the Board in fulfilling its oversight responsibilities relating to (i) the integrity of the Bank's financial statements and internal control systems (including the implementation and effectiveness of internal control over financial reporting); (ii) the performance of the internal audit function; (iii) the annual independent audit of the Bank's financial statements, engagement of independent auditors and evaluation of the independent auditors qualifications, independence and performance; (iv) the compliance by the Bank with regards to legal and regulatory requirements; (v) the implementation and effectiveness of the Bank's disclosure controls and procedures; (vi) the evaluation of enterprise risk issues and (vii) the fulfillment of the other responsibilities set out by the regulators and the Board.

Besides, Bangladesh Bank, through BRPD Circular Letter: 21 on May 12, 2024, mandated the Bank's Audit Committee to oversee the Nomination and Remuneration Committee (NRC) operations henceforth. As such, the Audit committee shall also assist the Board in formulating the nomination criteria or policy for determining qualifications, positive attributes, experience and independence of directors and top-level executives.

### Composition of Audit Committee

The present Audit Committee of the Board is comprised of five Members of the Board of Directors including two Independent Directors having one Independent Director as Chairman in accordance with the Notification on Corporate Governance Code issued by Bangladesh Securities and Exchange Commission (BSEC) on 3 June 2018 (as amended up to 16 October 2023, gazette on November 20, 2023) and Bangladesh Bank BRPD circular letter no.02 dated 11.02.2024. The present Audit Committee was reconstituted by the Board in its 472nd meeting held on November 19, 2025 consisting of the following members:

Members of the Audit Committee of the Board of Directors as on 31-12-2025:

Sl. No.	Name	Relationship with the Bank	Position	Education qualification
1.	Mr. M. Murshidul Huq Khan	Independent Director	Chairman	<ul style="list-style-type: none"> <li>Graduation and post-graduation in Economics from Jahangirnagar University;</li> <li>Master's degree in Government Financial Management from the University of Ulster, UK (2001); and</li> <li>Post-Graduate Diploma in Financial Management from the (formerly) Bangladesh Management Development Center, Dhaka.</li> </ul>
2.	Engr. Md. Atiqur Rahman	Director	Member	<ul style="list-style-type: none"> <li>B.Sc. Degree in Civil Engineering from Bangladesh University of Engineering and Technology (BUET), Dhaka.</li> <li>Fellow member of the Institute of Engineers, Bangladesh (IEB).</li> </ul>
3	Mr. Kanutosh Majumder	Director	Member	<ul style="list-style-type: none"> <li>Graduation and post-graduation from the University of Dhaka under the Faculty of Commerce.</li> </ul>
4.	Mr. Md. Ismail Hossain Siraji	Director	Member	<ul style="list-style-type: none"> <li>B. Com</li> </ul>



5.	Mr. Kazi Ershadul Alam	Independent Director	Member	<ul style="list-style-type: none"> <li>▪ Barrister-at-Law (Lincoln's Inn, England &amp; Wales, 2010)</li> <li>▪ Bar Vocational Course, BPP Law School, UK (2010)</li> <li>▪ Graduate Diploma in Law, BPP Law School, UK (2009)</li> <li>▪ B.Sc. (Hons) in Computing &amp; Information Systems, University of London (2001)</li> </ul>
----	------------------------	----------------------	--------	---

b) During the year ended 31 December 2025, 11 (eleven) meetings of the Audit Committee were held.

c) **Roles & Responsibility of Board Audit Committee:**  
The roles and responsibilities of Audit Committee have been defined in line with the relevant provisions of Corporate Governance Guidelines/ Notification issued by Bangladesh Bank and BSEC, two paramount regulators for the Bank, and other best practices of governance.

The following functions are common recurring activities for the Audit Committee of the Bank in carrying out its responsibilities in addition to any other responsibilities which may be assigned from time to time by the Board:

**C) Internal Control**

- (i) Evaluate whether the management is establishing an appropriate compliance culture by communicating the importance of internal control and the prudent management of risk and ensuring that all employees have clear understanding of their roles and responsibilities;
- (ii) Review the management's actions in computerization of the Bank and its applications and Management Information System (MIS).
- (iii) Consider whether the internal control strategies recommended by internal and external auditors have been prudently and comprehensively implemented by the management;
- (iv) Consider reports relating to fraud, forgery and deficiencies in internal control or other similar issues detected by internal and external auditors and inspectors of the regulatory authority and place it before the Board after reviewing whether necessary corrective and remedial measures have been embraced by the management.
- (v) With governance and supervisory oversight from the Board of Directors, the Audit Committee will put in place policies and procedures to identify, measure, monitor and control risk.
- (vi) Review Management Letters issued by the statutory auditors.

**d) Financial Reporting**

- (i) The Audit Committee checks whether the financial statements reflect complete and accurate information and determine whether the statements are prepared according to the existing rules and regulations and standards enforced in the country and as per the relevant financial reporting standards prescribed by Bangladesh Bank;
- (ii) Discuss with the management and external auditors to review the financial statements before finalization.
- (iii) Review the quarterly and half-yearly financial statements with the management before submission to the Board for approval.
- (iv) Review statements of significant related party transactions submitted by the management.
- (v) Review the management's discussion and analysis before disclosing in the annual report.

**e) Internal Audit**

- (i) Monitor/evaluate whether internal audit functions are truly independent.
- (ii) Review the activities and the organizational structure of the internal audit and ensure that no unjustified restriction or limitation hinders the internal audit process.
- (iii) Review and assess the annual internal audit plan.
- (iv) Review the efficiency and effectiveness of internal audit function.
- (v) Examine whether the findings and recommendations made by the internal auditors are duly considered by the management or not.

## f) External Audit

- (i) Make recommendations to the Board, to be put to shareholders for approval in the AGM, in relation to appointment, re-appointment and removal of the bank's external auditors.
- (ii) Oversee the relationship with the external auditors including:
  - Approval of their remuneration, i.e. fees for audit or non-audit services.
  - Assessing annually their independence and objectivity taking into account relevant professional and regulatory requirements.
  - Satisfying itself that there are no relationships (such as family, employment, investment, financial or business) between the auditor and the bank (other than in the ordinary course of business).
- (iii) Meet regularly with the external auditor, including once at the planning stage before the audit and once after the audit at the reporting stage. The Committee shall meet the external auditor at least once a year, without management being present; to discuss their views and any issues arising from the audit.
- (iv) Review the findings and recommendations made by the external auditors for removal of irregularities, if any, detected are duly acted upon by the management.

Bangladesh Bank, through BRPD Circular Letter: 21 on May 12, 2024, mandated the Bank's Audit Committee to oversee following matters and make report with recommendation to the Board:

- i. formulating the criteria for determining qualifications, positive attributes and independence of a director and recommend a policy to the Board, relating to the remuneration of the directors, top level executive, considering the following:
  - a. the level and composition of remuneration is reasonable and sufficient to attract, retain and motivate suitable directors to run the Company successfully;
  - b. the relationship of remuneration to performance is clear and meets appropriate performance benchmarks; and
  - c. remuneration to directors, top level executive involves a balance between fixed and incentive pay reflecting short and long-term performance objectives appropriate to the working of the Company and its goals;
- ii. devising a policy on Board's diversity taking into consideration age, gender, experience, ethnicity, educational background and nationality;
- iii. identifying persons who are qualified to become directors and who may be appointed in top level executive position in accordance with the criteria laid down, and recommend their appointment and removal to the Board;
- iv. formulating the criteria for evaluation of performance of independent directors and the Board;
- v. identifying the Company's needs for employees at different levels and determine their selection, transfer or replacement and promotion criteria; and developing, recommending and reviewing annually the Company's human resources and training policies;

## 48 Shariah Supervisory Committee (as on 31.12.2025)

The Shari'ah Supervisory Committee of the Bank plays a vital role in framing and exerting policy for strict adherence of Shari'ah principles in the Bank. As per Islamic Banking Guidelines circulated by Bangladesh Bank, the Shari'ah Supervisory Committee is represented by the following members consisting of prominent Islamic thinkers having adequate knowledge in Fiqhul Moa'malat and Shari'ah Principles.

Sl no.	Name	Status with the committee	Educational Qualification	Status with the Bank
1	Dr. Md. Anwar Hosain Molla	Chairman	• Kamil, M.Phil, Ph.D (Da'Wah & Islamic Studies), Islamic University of Kustia	-
2	Mawlana Abdur Razzak	Member	Kamil, M.Ed, Al-Azhar University, Egypt	-
3	Hafez Mawlana Mufti Ruhul Amin	Member	M.A (Dawra)	-



4	Hafez Mawlana Prof. Dr. Shahidul Islam Barakati	Member	Hifjul Quran, Kamil, M.Phil, Ph.D (Islamic Studies), University of Dhaka	-
5	Dr. Ahmadullah Trishali	Member	Kamil, Ph.D, Islamic University of Kustia	-
6	Dr. Saikh Muhammad Mahadi Hasan	Member	Hifjul Quran, M. Phil (University of Rajshahi), Ph.D (Islamic Studies), University of Dhaka	-

During the year 2025, (3) three meetings of the Shariah Supervisory Committee were held.

**During the year 2025, the following issues were discussed in the meetings:**

- \* Shari'ah Inspection Report on the Islami Banking Branches.
- \* Different guidelines / policies for Islami Banking operations.
- \* Organizing Workshop / Training programs for the Officials of Islami Banking Branches and Al-Ihsan Islami Banking Service Centers.
- \* Finalization of Rate of Profit for the Mudaraba Depositors of Islami Banking operations.
- \* Introducing and approval for different products of Islami Banking operations.
- \* Arranging awareness program for compliance with the Islami Shari'ah.

**49 Information about Segment Reporting**

The bank operates under the following business segments:

Particulars	Conventional	Islamic	Total
Total Operating Income	18,779,862,347	261,510,797	19,041,373,144
Allocated Expenses	9,846,633,588	95,684,658	9,942,318,246
Operating Profit (Before Tax & Provision)	8,933,228,759	165,826,140	9,099,054,899
Total Provision (Loans/Advances & Others)	2,156,261,534	-	2,156,261,534
Profit Before Tax	6,776,967,225	165,826,140	6,942,793,365
Provision for Income Tax	1,364,091,583	-	1,364,091,583
Net Profit after taxation	5,412,875,642	165,826,140	5,578,701,782
Segment Assets	415,927,084,250	12,297,967,374	428,225,051,624
Segment Liabilities	390,074,555,671	12,297,967,374	402,372,523,045

The bank operates under the following geographical segments:

Particulars	Bangladesh	Off Shore Banking Unit	Total
Total Operating Income	18,773,657,717	267,715,427	19,041,373,144
Allocated Expenses	9,929,977,086	12,341,160	9,942,318,246
Operating Profit (Before Tax & Provision)	8,843,680,632	255,374,267	9,099,054,899
Total Provision (Loans/Advances & Others)	2,156,261,534	-	2,156,261,534
Profit Before Tax	6,942,793,365	-	6,942,793,365
Provision for Income Tax	1,364,091,583	-	1,364,091,583
Net Profit after taxation	5,578,701,782	-	5,578,701,782
Segment Assets	411,873,269,282	16,351,782,342	428,225,051,624
Segment Liabilities	386,020,740,703	16,351,782,342	402,372,523,045

**50 Highlights on the overall activities of the bank**

Highlights on the overall activities of the bank have been furnished in annexure-E.

**51 Workers Participation Fund and Welfare Fund**

SRO-336-AIN/2010 dated 5-10-2010 issued by the Ministry of Labour and Employment and published in Bangladesh gazette on 07-10-2010 declaring the status of business of certain institutions and companies (like mobile operating companies, mobile network service providing company, all Govt. and Non-Govt, money lending companies, all insurance companies etc.) as "Industrial Undertakings" for the purpose of Chapter-xv of the Bangladesh Labor Act, 2006 which deals with the workers participation in company's profit by way of Workers Participation Fund and Welfare Fund (WPFWF). The Bangladesh Labor Act, 2006 requires the "Industrial Undertakings" to maintain provision for workers profit participation fund @5% on net profit. However, we have obtained legal opinion from Legal advisor in this regard where it has been stated that Jamuna Bank PLC. does not fall under this category. Therefore, no provision in this regard has been made in the financial statements during the year under audit.



**Managing Director**



**Director**



**Director**



**Chairman**



## Balance with other Banks and financial institutions: Outside Bangladesh (Nostro Accounts)

Annexure- A

SL NO.	Name of The Foreign Bank	Currency Name	As on 31 December 2025		As on 31 December 2024		
			Amount in Foreign Currency	Conversion Rate	Amount in BDT	Conversion Rate	Amount in BDT
1	AB Bank Limited Mumbai India	ACUD	57,893	122.30	7,079,994	110.000	33,013,988
2	Axis Bank Ltd, Mumbai, India	ACUD	293,213	122.30	35,858,593	110.000	87,493,164
3	Bank Al Bilad, Riyadh, KSA	SAR	342,945	32.61	11,182,373	29.330	10,040,114
4	Bank of Bhutan, Bhutan	ACUD	27,897	122.30	3,411,710	110.000	4,632,719
5	Bank of Huzhou Co. Ltd..	CNY	1,454,724	17.45	25,391,912	15.400	65,669,317
6	Citi Bank N.A Newyork	USD	230,323	122.30	28,167,498	110.000	87,812,143
7	Commerzbank AG, Germany	EURO	226,088	143.97	32,549,051	122.130	(44,780,343)
8	Habib American Bank, New York, NY USA	USD	122,560	122.30	14,988,481	110.000	(25,784,060)
9	Habib Bank AG Zurich, Switzerland	CHF	25,342	154.96	3,927,010	130.390	4,169,875
10	ICIC Bank Limited, Hong Kong	USD	340,465	122.30	41,637,291	110.000	37,344,952
11	ICIC Bank Limited, Mumbai, India	ACUD	809,451	122.30	98,992,078	110.000	246,018,538
12	JP Morgan Chase Bank NA, New York, USA	USD	202,746	122.30	24,794,963	110.000	89,403,309
13	Mashreq Bank Mumbai, India	ACUD	483,135	122.30	59,085,175	110.000	3,848,242
14	Mashreqbank psc - IBF Limited New York	USD	3,587,448	122.30	438,728,415	110.000	839,305,299
15	Mashreqbank psc -DUBAI	AED	108,598	33.30	3,616,748	29.95	36,039,026
16	Nabil Bank Limited, Nepal	ACUD	36,891	122.30	4,511,538	110.000	4,455,420
17	Standard Chartered Bank, Colombo-Srilanka	ACUD	26,270	122.30	3,212,760	110.000	3,140,468
18	Standard Chartered Bank, Karachi, Pakistan	ACUD	177,459	122.30	21,702,448	140.730	41,064,487
19	Standard Chartered Bank, London	GBP	41,214	165.20	6,808,378	110.000	21,229,755
20	Standard Chartered Bank, Mumbai -India	ACUD	176,205	122.30	21,549,014	110.000	74,799,593
21	Standard Chartered Bank, New York	USD	202,720	122.30	24,791,704	110.000	113,827,202
22	Standard Chartered Bank, Tokyo, Japan	JPY	6,902,408	0.78	5,408,037	0.780	762,823
23	Standard Chartered Bank, AG, Germany	EURO	52,390	143.97	7,542,365	0.000	10,586,082
			<b>Total</b>	<b>Total</b>	<b>924,937,536</b>	<b>Total</b>	<b>1,744,092,113</b>

As on 31 December 2025	
Currency	Amount
USD	573,108,353
ACUD	255,403,309
SAR	11,182,373
GBP	6,808,378
EURO	40,091,416
JPY	5,408,037
CNY	25,391,912
CHF	3,927,010
AED	3,616,748
<b>Total</b>	<b>924,937,536</b>

As on 31 December 2024	
Currency	Amount
USD	1,141,908,847
ACUD	498,466,618
SAR	10,040,114
GBP	21,229,755
EURO	-34,194,262
YEN	762,823
CNY	65,669,317
CHF	4,169,875
AED	36,039,026
<b>Total</b>	<b>1,744,092,113</b>

As on 31 December 2025	
Currency	Amount
USD	573,108,353
ACUD	255,403,309
SAR	11,182,373
GBP	6,808,378
EURO	40,091,416
JPY	5,408,037
CNY	25,391,912
CHF	3,927,010
AED	3,616,748
<b>Total</b>	<b>924,937,536</b>

As on 31 December 2024	
Currency	Amount
USD	1,141,908,847
ACUD	498,466,618
SAR	10,040,114
GBP	21,229,755
EURO	-34,194,262
YEN	762,823
CNY	65,669,317
CHF	4,169,875
AED	36,039,026
<b>Total</b>	<b>1,744,092,113</b>

## Reconciliation statement of Balance with Bangladesh Bank

Annexure-A-1

As at 31st December 2025

### 1) Balance with Bangladesh Bank-Taka account of the Bank

	Detail	Total
Balance as per Bank ledger		14,860,847,444
<b>Unresponded credit entries in:</b>		
Bangladesh Bank statement	136,039,596	
Jamuna Bank's ledger	-	136,039,596
		<hr/>
		14,996,887,040
<b>Unresponded debit entries in:</b>		
Bangladesh Bank statement	36,733	
Jamuna Bank's ledger	1,013,069,354	1,013,106,087
		<hr/>
Balance as per Bangladesh Bank statement		<b>13,983,780,953</b>

### 2) Balance with Bangladesh Bank-Foreign currency of the Bank

Balance as per Bank ledger		840,832,288
<b>Unresponded debit entries in:</b>		
Bangladesh Bank statement	6,269,987,653	
Jamuna Bank's ledger	3,630,718,494	9,900,706,147
		<hr/>
		10,741,538,435
<b>Unresponded credit entries in:</b>		
Bangladesh Bank statement	2,387,398,712	
Jamuna Bank's ledger	7,176,066,387	4,788,667,675
		<hr/>
Balance as per Bangladesh Bank statement		<b>15,530,206,110</b>



## Details of Information on advances more than 10% of bank's total capital (Funded & Non funded)

Number of clients with amount of outstanding and classified loans to whom loans and advances sanctioned exceeds 10% of total capital of the Bank. Total capital of the Bank was Tk. 3,593.02 crore as at 31 December 2025 (Tk. 3,134.72 crore in 2024).

(Fig in crore)

Sl. No.	Name of the Customer	Outstanding as on 31.12.2025			Outstanding as on 31.12.2024		
		Funded	Non-Funded	Total	Funded	Non-Funded	Total
1	Abul Khair Group	254.23	610.87	865.10	255.33	560.61	815.94
2	ACI Group	-	-	-	182.93	111.08	294.01
3	Akij Group	306.25	285.93	592.18	308.61	71.80	380.41
4	Akij Insaf Group	14.81	199.50	214.31	-	-	-
5	Akij Resource Group	242.79	247.69	490.48	214.74	230.31	445.05
6	Anwer Khan Modern	357.97	-	357.97	-	-	-
7	Badsha Textile Limited	39.46	205.68	245.14	38.01	469.05	507.06
8	Banglalink Digital Communications Limited	335.58	-	335.58	257.82	-	257.82
9	BRAC	395.00	13.41	408.42	459.00	2.88	461.87
10	BRB Cables Industries Ltd	287.89	204.77	492.66	407.45	168.79	576.24
11	BSRM Group	3.28	162.05	165.33	-	57.97	57.97
12	Buro Bangladesh	355.23	134.40	489.63	132.15	133.40	265.55
13	Chakda Group	-	-	-	-	-	-
14	DBL Group	14.67	129.48	144.15	165.46	126.96	292.42
15	Fabrica Knit Composite	40.23	119.09	159.32	12.40	417.83	430.23
16	Grameenphone Limited	-	8.26	8.26	-	12.38	12.38
17	Ha-Meem Spinning Mills Ltd.	-	-	-	137.88	33.33	171.22
18	Ilmeeyat Apparels Ltd.	-	-	-	-	-	-
19	Jahangir & Others	-	-	-	176.04	93.35	269.39
20	KDS Group	71.04	191.45	262.50	102.66	-	102.66
21	KSRM Group	134.06	2.53	136.58	248.79	6.75	255.54
22	Masco Group	293.30	142.89	436.19	322.12	164.27	486.39
23	Meghna Group	-	1,074.32	1,074.32	-	990.13	990.13
24	Meghna (M&U) Group	46.49	105.98	152.47	59.87	177.13	237.00
25	Micro Fibre	-	943.53	943.53	-	1,165.35	1,165.35
26	MIR Akhter	-	-	-	14.97	5.44	20.40
27	NDE Group	141.16	125.22	266.38	225.38	223.53	448.91
28	Nitol Group	183.43	22.62	206.05	265.47	8.08	273.55
29	Popular Group	-	-	-	411.68	4.64	416.32
30	Robi Axiata Ltd	-	51.88	51.88	312.50	24.75	337.26
31	Shah Fatehullah Group	315.25	235.52	550.76	344.73	208.42	553.16
32	Shanta Group	210.80	169.30	380.10	240.34	149.54	389.88
33	Shirin Spinning Mills Ltd	-	-	-	81.25	84.57	165.82
34	Sharmin Group	110.89	3.31	114.20	178.37	101.53	279.90
35	Spectra Group	-	53.40	53.40	16.76	54.90	71.66
36	Square Group	-	11.13	11.13	-	9.22	9.22
37	T.K Group	291.88	895.54	1,187.43	205.12	268.15	473.28
38	Teletalk Bangladesh Ltd.	-	10.00	10.00	-	11.00	11.00
39	United Group	-	-	-	97.15	32.93	130.09
40	VSL	176.58	49.06	225.64	237.77	55.49	293.27
41	Walton Group	225.13	27.36	252.49	45.32	31.19	76.51
42	Western Engineering Pvt. Ltd.	358.25	11.49	369.74	321.37	15.14	336.51
	<b>Total</b>	<b>5,205.65</b>	<b>6,447.66</b>	<b>11,653.31</b>	<b>6,479.44</b>	<b>6,281.90</b>	<b>12,761.35</b>

# Jamuna Bank PLC. SCHEDULE OF FIXED/LEASED ASSETS

Annexure-C

As on 31 December 2025

Particulars	COST				Dep. Rate	Depreciation/Amortization			Written down Value as on 31.12.2025
	Balance as on 01.01.2025	Addition during the Year	Adjustment	Balance as on 31.12.2025		Balance as on 01.01.2025	Charged during the year	Adjustment	
<b>Land</b>	1,471,500,000	-	-	1,471,500,000	0%	-	-	-	1,471,500,000
Building	1,011,907,041	400,000	-	1,012,307,040	2.5%	90,593,507	35,358,442	-	125,951,949
Furniture & Fixture	1,608,285,866	119,149,577	46,534,594	1,680,900,849	10%	837,054,333	92,979,167	36,909,580	893,123,920
Equipment	1,793,475,933	175,762,728	25,853,914	1,943,384,746	15%	994,653,891	151,864,131	16,670,754	1,129,847,267
Computer	2,905,992,570	38,373,841	7133,550	2,937,232,861	15%	1,687,058,552	351,514,987	6,155,484	2,032,418,055
Vehicles	105,390,738	9,850,000.00	-	115,240,738	20%	89,515,257	5,314,465	-	94,829,722
Right of Use of Assets (RoU)	503,979,616	-	-	503,979,616	-	367,931,524	39,369,897	-	407,301,421
Off Shore Banking Unit	-	-	-	-	-	-	-	-	-
<b>Furniture &amp; Fixture</b>	<b>77,756</b>			<b>77,756</b>	<b>10%</b>		<b>16,833</b>		<b>16,833</b>
Equipment	385,664			385,664	15%		102,123		102,123
As on 31.12.2025	<b>9,400,995,183</b>	<b>343,536,146</b>	<b>79,522,058</b>	<b>9,665,009,270</b>		<b>4,066,807,065</b>	<b>676,520,045</b>	<b>59,735,818</b>	<b>4,683,591,291</b>
As on 31.12.2024	<b>7,829,832,675</b>	<b>1,575,358,320</b>	<b>4,195,812</b>	<b>9,400,995,183</b>		<b>3,396,951,702</b>	<b>672,899,463</b>	<b>3,044,100</b>	<b>4,066,807,065</b>
									<b>5,334,188,118</b>

**Schedule of tax position (last 10 years) as on 31 December 2025**

Accounting Year	Assessment Year	Tax provision as per accounts	Tax as per assessment order	Excess / (Shortage) of provision	Present status
2015	2016-17	513,732,755	597,207,077	(83,474,322)	Settled
2016	2017-18	1,013,913,827	1,088,326,259	(74,412,432)	Settled
2017	2018-19	1,349,578,080	1,312,423,228	37,154,852	Settled
2018	2019-20	1,315,348,386	1,375,398,622.00	(60,050,236)	Settled
2019	2020-21	2,167,397,206	2,051,883,948	115,513,258	Settled
2020	2021-22	1,677,568,230	1,644,206,867	33,361,363	Settled
2021	2022-23	1,559,753,765	1,661,151,680	(101,397,915)	Settled
2022	2023-24	3,053,697,443	1,808,464,358	1,245,233,085	Settled
2023	2024-25	1,945,028,750	-	1,945,028,750	File submitted
2024	2025-24	3,053,697,443	-	3,053,697,443	File submitted
2025	2025-2026	1,358,894,161	-	1,358,894,161	File yet to be submitted
<b>Total</b>		<b>19,008,610,046</b>	<b>11,539,062,039</b>	<b>7,469,548,007</b>	

## Highlights of the overall activities of the Bank

Sl.No#	Particulars		2025	2024
1	Paid up Capital	Taka	9,393,376,300	8,820,071,650
2	Total Capital	Taka	35,930,178,853	31,347,235,480
3	Capital surplus/(deficit)	Taka	9,109,449,174	7,407,057,824
4	Total Assets ( excluding off balance sheet items)	Taka	428,225,051,624	366,021,480,828
5	Total Deposits	Taka	360,322,122,343	310,449,228,551
6	Total Loans & Advances	Taka	176,764,432,628	188,990,017,622
7	Total Contingent Liabilities & Commitments	Taka	147,371,397,783	146,408,721,935
8	Advance Deposit Ratio	%	47.29%	58.54%
9	% of classified loans against Total Loans	%	3.94%	6.92%
10	Profit after taxation & provisions	Taka	5,578,701,782	2,793,999,237
11	Amount of classified loans	Taka	6,963,100,000	13,074,951,354
12	Provision kept against Classified loan	Taka	7,203,199,317	4,173,101,634
13	Cost of Fund ( Deposit cost & overhead cost)	%	9.55%	8.98%
14	Cost of deposit	%	6.70%	5.90%
15	Interest Earning Assets	Taka	386,521,199,054	321,661,940,000
16	Non-interest earning Assets	Taka	41,703,852,570	40,575,492,948
17	Return on Assets (ROA)	%	1.40%	0.83%
18	Return on Investment (ROI)	%	7.77%	8.96%
19	Income from Investment	Taka	12,806,606,416	9,290,930,005
20	Earning per Share (Taka) (2024 Restated)	Taka	5.94	2.97
21	Net asset value per share (2024 Restated)	Taka	27.52	24.70
22	Net income per share (2024 Restated)	Taka	5.94	2.97
23	Net Operating Cash Flow per Share (NOCFS) (2024 Restated)	Taka	0.73	13.43
24	Market value per share	Taka	21.10	19.60
25	Price Earning Ratio	Times	3.55	6.59

Previous year's figures have been rearranged to conform to the current year's presentation.



## Under Risk Based Capital Adequacy Minimum Capital Requirement (MCR) as per BASEL-III-Solo As on 31 December 2025

Particulars	Amount (Tk.)
<b>A. Eligible Capital:</b>	
1. Tier-1 (Core Capital)	23,335,393,902
2. Additional Tier-I capital	4,000,000,000
3. Tier-2 (Supplementary Capital)	8,594,784,952
4. Tier-3 (eligible for market risk only)	-
<b>5. Total Eligible Capital (1+2+3)</b>	<b>35,930,178,853</b>
B. Total Risk Weighted Assets (RWA):	214,565,837,430
C. Capital Adequacy Ratio (CAR) (A4/B)*100	16.75%
D. Core Capital to RWA (A1/B)*100	12.74%
E. Supplementary Capital to RWA (A3/B)*100	4.01%
<b>F. Minimum Capital Requirement (MCR) including CCB</b>	<b>26,820,729,679</b>

### Risk Weighted Assets (RWA)-Solo

SI #	Particulars	Amount (Tk.)
A.	Credit Risk:	175,195,480,787
	On-Balance sheet	137,375,465,343
	Off- Balance sheet	37,820,015,443
B.	Market Risk	11,899,165,216
C.	Operational Risk	27,471,191,427
	<b>Total: RWA (A+B+C)</b>	<b>214,565,837,430</b>

### Minimum Capital Requirement (MCR) as per BASEL-III-Consolidated

Particulars	Amount (Tk.)
<b>A. Eligible Capital:</b>	
1. Tier-1 (Core Capital)	23,232,942,023
2. Additional Tier-I capital	3,991,671,610
3. Tier-2 (Supplementary Capital)	8,670,658,250
4. Tier-3 (eligible for market risk only)	-
<b>5. Total Eligible Capital (1+2+3)</b>	<b>35,895,271,883</b>
B. Total Risk Weighted Assets (RWA):	214,997,492,269
C. Capital Adequacy Ratio (CAR) (A4/B)*100	16.70%
D. Core Capital to RWA (A1/B)*100	12.66%
E. Supplementary Capital to RWA (A3/B)*100	4.03%
<b>F. Minimum Capital Requirement (MCR) including CCB</b>	<b>26,874,686,534</b>

### Risk Weighted Assets (RWA)-Consolidated

SI #	Particulars	Amount (Tk.)
A.	Credit Risk:	175,295,219,984
	On-Balance sheet	137,475,204,541
	Off- Balance sheet	37,820,015,443
B.	Market Risk	12,121,890,291
C.	Operational Risk	27,580,381,994
	<b>Total: RWA (A+B+C)</b>	<b>214,997,492,269</b>

As per Bank Companies Act, 1991 as amended Article 38 (1st schedule) and DOS Circular no.06, dated 15.07.2010 of Bangladesh Bank, we disclose the amount of securities put under Repo & Reverse Repo as follows:

**A.1. Disclosure regarding outstanding Repo as on 31 December 2025:**

SI No	Counter Party Name	Agreement Date	Reversal Date	Amount (1st leg cash consideration)
1	Eastern Bank PLC	30-12-2025	04-01-2026	607,611,572
2	Commercial Bank of Ceylon	30-12-2025	04-01-2026	999,323,131
3	Eastern Bank PLC	30-12-2025	06-01-2026	1,009,405,232
4	Bangladesh Bank	23-12-2025	06-01-2026	5,004,636,237
5	United Commercial Bank PLC	30-12-2025	06-01-2026	2,009,121,216
6	Rupali Bank PLC	30-12-2025	01-01-2026	607,575,268
7	Bangladesh Bank	17-12-2025	01-01-2026	5,202,366,376
8	Standard Chartered Bank	30-12-2025	04-01-2026	999,219,476
9	Commercial Bank of Ceylon	30-12-2025	06-01-2026	999,323,131
10	Bangladesh Bank	30-12-2025	13-01-2026	6,863,706,145
<b>Total</b>				<b>24,302,287,784</b>

**A.2. Disclosure regarding outstanding Reverse Repo as on 31 December 2025:**

SI No	Counter Party Name	Agreement Date	Reversal Date	Amount (1st leg cash consideration)
1	Nil			
<b>Total</b>				

**B. Disclosure regarding overall transaction of Repo and Reverse Repo:**

Particulars		Minimum outstanding during the Year	Maximum outstanding during the Year	Daily average outstanding during the Year
<b>Securities sold under Repo :</b>				
1	With Bangladesh Bank	1,004,280,640	9,006,005,596	592,407,448
2	With other Banks & FI	292,240,645	5,504,617,182	806,780,757
<b>Securities purchased under Reverse Repo:</b>				
1	From Bangladesh Bank	-	-	-
2	From other Banks & FI	294,019,135	4,385,364,880	269,909,973



# Jamuna Bank PLC.

## (Off-shore Banking Unit)

### BALANCE SHEET

As at 31 December 2025

	Note	31.12.2025		31.12.2024
		USD	Taka	Taka
<b>PROPERTY AND ASSETS</b>				
<b>Cash</b>		<b>203</b>	<b>24,846</b>	<b>35,293</b>
Cash in hand (including foreign currencies)		203	24,846	35,293
Balance with Bangladesh Bank and Sonali Bank (including foreign currencies)		-	-	-
<b>Balance with other banks and financial institutions</b>		<b>-</b>	<b>-</b>	<b>-</b>
In Bangladesh		-	-	-
Outside Bangladesh		-	-	-
<b>Money at call and short notice</b>		<b>7,500,000</b>	<b>917,215,500</b>	<b>595,000,000</b>
<b>Investment</b>		<b>-</b>	<b>-</b>	<b>-</b>
Government		-	-	-
Others		-	-	-
<b>Loans, advances and leases</b>	3	<b>126,204,200</b>	<b>15,434,193,165</b>	<b>12,794,035,993</b>
Loans, cash credits, overdrafts etc.		1,032,964	126,326,754	272,037,002
Bills purchased and discounted		125,171,236	15,307,866,411	12,521,998,990
<b>Fixed assets including premises, furniture and fixtures</b>	4	<b>2,817</b>	<b>344,463</b>	<b>463,419</b>
<b>Other assets</b>	5	<b>36</b>	<b>4,368</b>	<b>4,251</b>
<b>Non-banking assets</b>		<b>-</b>	<b>-</b>	<b>-</b>
<b>Total property &amp; Assets</b>		<b>133,707,256</b>	<b>16,351,782,342</b>	<b>13,389,538,956</b>
<b>LIABILITIES AND EQUITY</b>				
<b>Equity</b>				
Translation reserve		-	-	-
<b>Liabilities</b>				
<b>Borrowings from other banks, financial institutions</b>	6	<b>57,177,000</b>	<b>6,992,484,086</b>	<b>3,592,332,375</b>
<b>Deposit and other accounts</b>	7	<b>2,650,167</b>	<b>324,103,277</b>	<b>233,814,449</b>
<b>Other liabilities</b>	8	<b>73,880,089</b>	<b>9,035,194,979</b>	<b>9,563,392,131</b>
<b>Total Liabilities</b>		<b>133,707,256</b>	<b>16,351,782,342</b>	<b>13,389,538,956</b>

**Jamuna Bank PLC.**  
 (Off-shore Banking Unit)  
**BALANCE SHEET**

As at 31 December 2025

	Note	31.12.2025		31.12.2024
		USD	Taka	Taka
<b>OFF-BALANCE SHEET ITEMS</b>				
<b>Contingent liabilities</b>				
Acceptances and endorsements		-	-	-
Letter of credit		-	-	-
Letter of guarantee		-	-	-
Bills for collection		-	-	-
Other contingent liabilities		-	-	-
<b>Other commitments</b>				
Documentary credit and short term trade-related transactions		-	-	-
Forward assets purchased and forward deposits placed		-	-	-
Undrawn note issuance and revolving underwriting facilities		-	-	-
Undrawn formal standby facilities, credit lines and other commitments		-	-	-
<b>Total Off-Balance Sheet Items including Contingent liabilities</b>		<b>-</b>	<b>-</b>	<b>-</b>

The annexed notes form an integral part of the Balance Sheet.



## Jamuna Bank PLC.

(Off-shore Banking Unit)

### PROFIT AND LOSS ACCOUNT

For the year ended 31 December 2025

	Note	2025		2024
		USD	Taka	Taka
<b>Operating Income</b>				
Interest income	9	9,221,882	1,127,793,738	822,191,714
Less: Interest paid on deposits and borrowings	10	7,131,092	872,099,757	582,951,327
<b>Net interest income</b>		<b>2,090,790</b>	<b>255,693,981</b>	<b>239,240,387</b>
Investment income		-	-	-
Commission / fees, exchange earnings and brokerage	11	-	-	-
Other operating income	12	98,298	12,021,446	8,980,227
<b>Total Operating Income (A)</b>		<b>2,189,088</b>	<b>267,715,427</b>	<b>248,220,614</b>
<b>Operating Expenses</b>				
Salary and allowances	13	84,093	10,284,182	11,030,266
Rent, taxes, insurance, electricity etc.	14	-	-	-
Postage, stamp, telecommunication etc.	15	778	95,114	100,386
Stationery, printing, advertisement etc.	16	2,049	250,525	229,728
Depreciation and repairs and maintenance of bank's assets	17	-	-	-
Other expenses	18	13,993	1,711,339	410,713
<b>Total operating expenses (B)</b>		<b>100,913</b>	<b>12,341,160</b>	<b>11,771,093</b>
<b>Profit/(Loss) before provision (A-B)</b>		<b>2,088,176</b>	<b>255,374,267</b>	<b>236,449,520</b>

The annexed notes form an integral part of the Profit and Loss Account.

## Jamuna Bank PLC.

(Off-shore Banking Unit)

**CASH FLOW STATEMENT**

For the year ended 31 December 2025

	2025		2024
	USD	Taka	Taka
<b>A. Cash flow from operating activities</b>			
Interest receipts	9,221,882	1,127,793,738	822,191,714
Interest payments	(7,131,092)	(872,099,757)	(582,951,327)
Payment to employees	(84,093)	(10,284,182)	(11,030,266)
Payment to suppliers	(2,826)	(345,639)	(330,114)
Receipts from other operating activities	98,298	12,021,446	8,980,227
Payment to other operating expenses	(13,993)	(1,711,339)	(410,713)
<b>Operating profit before changes in operating assets and liabilities (i)</b>	<b>2,088,176</b>	<b>255,374,267</b>	<b>236,449,520</b>
<b>Increase / (decrease) in operating assets and liabilities</b>			
Loans and advances to customers	(25,559,959)	(2,640,157,172)	(4,056,395,702)
Other assets	(11)	(118)	241,527,558
Deposits from customers	874,107	90,288,829	231,384,318
Other liabilities	(5,113,596)	(528,197,153)	677,829,505
<b>Cash received from operating assets and liabilities (ii)</b>	<b>(29,799,450)</b>	<b>(3,078,065,614)</b>	<b>(2,905,654,320)</b>
<b>Net cash flow from operating activities (A=i+ii)</b>	<b>(27,711,274)</b>	<b>(2,822,691,347)</b>	<b>(2,669,204,800)</b>
<b>B. Cash flow from investing activities</b>			
Purchase of property, plant & equipment	1,152	118,956	66,172
<b>Net cash used in investing activities (B)</b>	<b>1,152</b>	<b>118,956</b>	<b>66,172</b>
<b>C. Cash flow from financing activities</b>			
Borrowing from other bank	32,917,638	3,400,151,710	1,091,623,428
-	-	-	-
<b>Net cash used in financing activities (c)</b>	<b>32,917,638</b>	<b>3,400,151,710</b>	<b>1,091,623,428</b>
<b>Net increase in cash (A+B+C)</b>	<b>2,707,605.48</b>	<b>322,205,053</b>	<b>(1,813,964,720)</b>
<b>Opening Cash and cash equivalent as at 01 January</b>	<b>5,000,296.58</b>	<b>595,035,293</b>	<b>2,409,000,013</b>
<b>Cash and cash equivalent as at 31 December</b>	<b>7,707,902</b>	<b>917,240,346</b>	<b>595,035,293</b>



# Jamuna Bank PLC.

(Off-shore Banking Unit)

## NOTES TO THE FINANCIAL STATEMENTS

For the year ended 31 December 2025

### 1. Status of the units:

Off-shore Banking Unit (OBU) is a separate business unit of Jamuna Bank PLC., governed under the Rules and Guidelines of Bangladesh Bank. The Bank obtained the Offshore Banking Unit permission vide letter no. BRPD (P-3) 744 (107)/ 2009-4642 dated 22 December, 2009. The Bank commenced operation of this unit from 22 April, 2010 and its office is located at 116 Gulshan Avenue, Gulshan-2, Dhaka.

### 1.1 Principal activities

The principal activities of the units are to provide all kinds of commercial banking services to its customers through its off-shore Banking Units in Bangladesh.

### 2. Significant accounting policy

#### 2.1 Basis of accounting

The accounting records of the unit are maintains in USD forms and the financial statements are made up to 31 December each year, and are prepared under the historical cost convention and in accordance with first schedule of Bank Companies Act (BCA) 1991 as amended by Bangladesh Bank (Central Bank) BRPD Circular No.14 dated 25 June 2003, other Bangladesh Bank circulars, International Financial Reporting Standards adopted as International Accounting Standards (IAS), the Companies Act 1994, the Listing Regulations of the Stock Exchanges, the Securities and Exchange Rule 1987 and other laws and rules applicable in Bangladesh on a going concern basis.

#### 2.2 Use of estimates and judgments

The preparation of financial statements requires management to make judgment, estimates and assumptions that affect the application of accounting policies and the reported amounts of assets, liabilities, income and expenses, actual results may differ from these estimates.

#### 2.3 Foreign currency transaction

Foreign currency transaction are converted into equivalent Taka using the ruling exchange rates on the dates of respective transactions as per IAS-21 "The Effects of Changes in Foreign Exchange Rates". Foreign currency balances held in US Dollar are converted into Taka at weighted average rate of inter-bank market as determined by Bangladesh Bank on the closing date of every month. Balances held in foreign currencies other than US Dollar are converted into equivalent US Dollar at buying rates of New York closing of the previous day and converted into Taka equivalent.

#### 2.4 Fixed assets and depreciation

a) All fixed assets are stated at cost less accumulated depreciation as per IAS-16 "Property, Plant and Equipment". The cost of acquisition of an asset comprises its purchases its purchase price and any directly attributable cost of bringing the assets to its working condition for its intended use inclusive of inward freight, duties and non-refundable taxes.

b) Depreciation is charged for the year at the following rates on straight line method on all fixed assets.

Category of fixed assets	Rate
Furniture and fixtures	10%
Office equipment	15%

#### 2.5 Allocation of common expenses

Establishment expenses in the nature of rent, rates, taxes, electricity and lighting and audit fee have not been separately accounted for in the Financial Statements.

	2025		2024
	USD	Taka	Taka
<b>3. Loans and advances</b>			
<b>3.1 Loans, cash credits and overdrafts etc.</b>			
<b>In Bangladesh</b>			
Overdraft	-	-	-
Term loan	1,032,964	126,326,754	272,037,002
Loan against Accepted Bills	-	-	-
Payment against documents	-	-	-
	<b>1,032,964</b>	<b>126,326,754</b>	<b>272,037,002</b>
<b>Outside Bangladesh</b>	-	-	-
	<b>1,032,964</b>	<b>126,326,754</b>	<b>272,037,002</b>
<b>3.2 Bills purchased and discounted</b>			
<b>Payable in Bangladesh</b>			
Inland bills purchased	5,670,668.00	693,496,611	842,516,549
<b>Payable outside Bangladesh</b>	-	-	-
Foreign bills purchased and discounted	119,500,568	14,614,369,799	11,679,482,441
	<b>125,171,236</b>	<b>15,307,866,411</b>	<b>12,521,998,990</b>
	<b>126,204,200</b>	<b>15,434,193,165</b>	<b>12,794,035,993</b>
<b>3.3 Maturity grouping of bills purchased and discounted</b>			
Payable within 1 month	-	-	-
Over 1 month but less than 3 months	-	-	-
Over 3 months but less than 1 year	125,171,236	15,307,866,411	12,521,998,990
1 year or more	-	-	-
	<b>125,171,236</b>	<b>15,307,866,411</b>	<b>12,521,998,990</b>
<b>3.4 Geographical location - wise loans and advances</b>			
Dhaka Division	126,204,200	15,434,193,165	12,794,035,993
Chittagong Division	-	-	-
	<b>126,204,200</b>	<b>15,434,193,165</b>	<b>12,794,035,993</b>
<b>3.5 Sector - wise loans</b>			
<b>In Bangladesh</b>			
Government and autonomous bodies	-	-	-
Financial institutions (Public and Private)	-	-	-
Other public sector	-	-	-
Private sector	126,204,200	15,434,193,165	12,794,035,993
	<b>126,204,200</b>	<b>15,434,193,165</b>	<b>12,794,035,993</b>
<b>Outside Bangladesh</b>	-	-	-
	<b>126,204,200</b>	<b>15,434,193,165</b>	<b>12,794,035,993</b>
<b>4 Fixed assets including furniture &amp; fixture and office equipment at WDV</b>			
Furniture & fixture	498	60,923	77,756
Office equipment	2,318	283,541	385,664
	<b>2,817</b>	<b>344,463</b>	<b>463,419</b>
<b>5. Other assets</b>			
Stamp in hand	36	4,368	4,251
Balance with main operation	-	-	-
	<b>36</b>	<b>4,368</b>	<b>4,251</b>
<b>6 Borrowing from other Banks/Financial Institutions</b>	<b>57,177,000</b>	<b>6,992,484,086</b>	<b>2,500,708,947</b>



	2025		2024
	USD	Taka	Taka
<b>7. Deposits and other accounts</b>			
Current deposits & other accounts	2,521,536	308,372,239	233,722,224
Savings Deposits	475	58,090	56,525
Fixed Deposits	128,156	15,672,948	35,700
	<b>2,650,167</b>	<b>324,103,277</b>	<b>233,814,449</b>
<b>7.1 Maturity grouping deposits</b>			
Repayable on demand;	2,521,536	308,372,239	233,722,224
Repayable within 1 month;	475	58,090	56,525
Over 1 month but within 6 months;	102,525	12,538,358	28,560
Over 6 months but within 1 year;	25,631	3,134,590	7,140
Over 1 year but within 5 years;	-	-	-
	<b>2,650,167</b>	<b>324,103,277</b>	<b>233,814,449</b>
<b>8. Other liabilities</b>			
Accrued interest		-	-
Adjusting account credit	39,889	4,878,201	4,746,752
Balance with main operation	73,840,200	9,030,316,778	9,558,645,380
	<b>73,880,089</b>	<b>9,035,194,979</b>	<b>9,563,392,131</b>
<b>9. Interest income</b>			
Interest on advances	9,221,882	1,127,793,738	822,191,714
	<b>9,221,882</b>	<b>1,127,793,738</b>	<b>822,191,714</b>
<b>10. Interest paid on deposit and borrowings</b>			
Interest on deposits	4,711	576,097	-
Interest on borrowings	7,126,381	871,523,660	582,951,327
Interest on borrowings from main operation		-	-
	<b>7,131,092</b>	<b>872,099,757</b>	<b>582,951,327</b>
<b>11. Commission / fees, exchange earnings and brokerage</b>			
Commission & fees		-	-
Exchange gain and brokerage	-	-	-
	<b>-</b>	<b>-</b>	<b>-</b>
<b>12. Other operating income</b>			
Documentation & processing charge		-	-
Miscellaneous earnings	98,298	12,021,446	8,980,227
	<b>98,298</b>	<b>12,021,446</b>	<b>8,980,227</b>
<b>13. Salaries and allowances</b>			
Basic pay	36,222	4,429,793	4,069,979
Allowances	29,541	3,612,708	4,612,369
Salary casual staff	7,092	867,328	1,058,117
Bonus	7,214	882,250	890,809
Provident fund	4,024	492,104	398,993
	<b>84,093</b>	<b>10,284,182</b>	<b>11,030,266</b>
<b>14. Rent, taxes, insurance and electricity etc.</b>			
Rent, rates and taxes	-	-	-
Insurance	-	-	-
Electricity	-	-	-
	<b>-</b>	<b>-</b>	<b>-</b>

	2025		2024
	USD	Taka	Taka
<b>15. Postage, stamp and telecommunication etc.</b>			
Postage	-	-	-
Tele communication	778	95,114	100,386
	<b>778</b>	<b>95,114</b>	<b>100,386</b>
<b>16. Stationery, printing and advertisement etc.</b>			
Stationery	1,226	149,944	137,754
Computer expenses	822	100,581	91,974
	<b>2,049</b>	<b>250,525</b>	<b>229,728</b>
<b>17. Depreciation and repairs and maintenance of bank's assets</b>			
Depreciation		-	-
Furniture & fixtures		-	-
Equipment & machinery		-	-
Repair, renovation & maintenance	-	-	-
	-	-	-
<b>18. Other expenses</b>			
Bank charge	2,286	279,509	-
Entertainment	1,217	148,886	127,200
Car expenses	10,288	1,258,162	-
Books, newspaper, magazine	21	2,528	2,606
Local conveyance	182	22,255	20,060
Other expenses		-	260,847
	<b>13,993</b>	<b>1,711,339</b>	<b>410,713</b>

**19. General**

19.1 Assets and liabilities have been converted into Taka Currency @ US\$ 1 = Tk. 122.2954 and also the income and expenses have been converted into Taka Currency @ US\$ 1=Tk. 122.2954 which represents the average rate for the year 2025.



## Jamuna Bank PLC.

# BALANCE SHEET (ISLAMIC BANKING)

As at 31 December 2025

	NOTES	31.12.2025 Taka	31.12.2024 Taka
<b><u>PROPERTY AND ASSETS</u></b>			
<b>Cash</b>		<b>49,261,963</b>	<b>100,252,806</b>
Cash in hand	1	49,161,978	100,152,821
Balance with Bangladesh Bank and its agent banks	2	99,985	99,985
<b>Balance with other banks and financial institutions</b>	3	-	-
<b>Investments</b>	4	<b>3,108,150,256</b>	<b>4,038,108,993</b>
Investment, Murabaha and Bai-Muazzal etc.		3,050,408,342	3,904,447,135
Bills purchased & discounted		57,741,915	133,661,858
<b>Fixed assets including premises, furniture and fixture</b>	5	<b>9,081,687</b>	<b>12,765,358</b>
<b>Other assets</b>	6	<b>9,131,473,468</b>	<b>2,975,509,566</b>
<b>Total property and assets</b>		<b>12,297,967,374</b>	<b>7,126,636,723</b>
<b><u>LIABILITIES AND CAPITAL</u></b>			
<b>Facilities from Bangladesh Bank</b>		<b>6,666,667</b>	<b>8,097,500</b>
<b>Deposits and other accounts</b>	7	<b>12,197,441,267</b>	<b>6,800,851,604</b>
Al- wadiah current accounts and other accounts		709,874,443	822,053,569
Bills payable		52,885,180	201,136,098
Mudaraba savings bank deposits		316,082,890	322,685,382
Mudaraba term deposits		10,013,497,013	4,443,294,348
Mudaraba short notice deposits		102,307,914	103,976,774
Deposit under special scheme		1,002,785,189	907,697,991
Foreign currency deposit		8,638	7,442
<b>Other liabilities</b>	8	<b>93,859,440</b>	<b>317,687,619</b>
<b>Total liabilities</b>		<b>12,297,967,374</b>	<b>7,126,636,723</b>

# Jamuna Bank PLC.

## BALANCE SHEET (ISLAMIC BANKING)

As at 31 December 2025

	NOTES	31.12.2025 Taka	31.12.2024 Taka
<b>OFF-BALANCE SHEET ITEMS</b>			
<b>Contingent liabilities:</b>			
Acceptances & endorsements		96,544,419	-
Letters of guarantee		345,911,125	355,605,697
Irrevocable letters of credit		309,391,978	1,153,539,860
Bills for collection		290,620,985	245,576,262
Other contingent liabilities		-	-
		<b>1,042,468,508</b>	<b>1,754,721,819</b>
<b>Other commitments:</b>			
Documentary credits and short term trade related transactions		-	-
Forward assets purchased and forward deposits placed		-	-
Indrawn note issuance and revolving underwriting facilities		-	-
Indrawn formal standby facilities, credit lines and other commitments		-	-
		-	-
<b>Total Off-Balance Sheet items including contingent liabilities</b>		<b>1,042,468,508</b>	<b>1,754,721,819</b>

The annexed notes form an integral part of the balance sheet.



## Jamuna Bank PLC.

**PROFIT AND LOSS ACCOUNT (ISLAMIC BANKING)**

For the year ended 31 December 2025

Particulars	NOTES	31.12.2025 Taka	31.12.2024 Taka
Investment income	10	1,230,623,949	1,017,938,907
Profit paid on deposits and borrowings etc.	11	1,038,363,976	817,073,624
<b>Net investment income</b>		<b>192,259,972</b>	<b>200,865,282</b>
Commission, exchange and brokerage income	12	35,376,390	43,835,132
Other operating income	13	33,874,435	7,649,835
<b>Total operating income (A)</b>		<b>261,510,797</b>	<b>252,350,249</b>
<b>Operating expenses</b>			
Salary and allowances	14	69,126,675	66,428,444
Rent, taxes, insurance, electricity, etc.	15	12,372,257	12,556,723
Legal expenses		239,561	402,835
Postage, stamps, telecommunication, etc.	16	777,096	811,316
Stationery, printings, advertisements, etc.	17	739,983	1,175,660
Depreciation and repairs and maintenance of assets	18	1,797,936	3,126,081
Other expenses	19	10,631,150	8,747,555
<b>Total operating expenses (B)</b>		<b>95,684,658</b>	<b>93,248,613</b>
<b>Profit before provisions (A-B)</b>		<b>165,826,140</b>	<b>159,101,636</b>

The annexed notes form an integral part of the profit and loss account.

# Jamuna Bank PLC.

## CASH FLOW STATEMENT (ISLAMIC BANKING)

For the year ended 31 December 2025

Particulars	NOTES	2025 Taka	2024 Taka
<b>Cash flows from operating activities</b>			
Investment income receipts		1,230,623,949	1,017,938,907
Profit paid on deposits		(1,038,363,976)	(817,073,624)
Fee and commission receipts		35,376,390	43,835,132
Payments to employees		(69,126,675)	(66,428,444)
Payments to suppliers		(1,756,640)	(2,389,811)
Receipts from other operating activities	20	33,874,435	7,649,835
Payments to other operating activities	21	(23,406,630)	(21,901,795)
<b>(i) Operating profit before changes in operating assets and liabilities</b>		<b>167,220,853</b>	<b>161,630,199</b>
<b>Increase /Decrease in operating assets &amp; liabilities</b>			
Investments to customers		929,958,737	1,354,041,606
Other assets		(6,155,963,902)	470,262,481
Deposit from customers & banks		5,396,589,663	(1,607,529,064)
Other current liabilities		(223,828,179)	(154,055,218)
<b>(ii) Cash received from operating assets and liabilities</b>		<b>(53,243,681)</b>	<b>62,719,805</b>
<b>Net cash from operating activities (A)=(i+ii)</b>		<b>113,977,172</b>	<b>224,350,004</b>
<b>Cash flows from investing activities</b>			
Income received from investments		-	-
Payments for purchase of securities		-	-
Purchase of property, plant & equipment		2,288,958	(3,075,741)
Adjustment for property, plant & equipment		-	-
<b>Net cash flow from investing activities (B)</b>		<b>2,288,958</b>	<b>(3,075,741)</b>
<b>Cash flows from financing activities</b>			
Payments for borrowings		(1,430,833)	3,797,500
Profit transfer to head office		(165,826,140)	(159,101,636)
		-	-
<b>Net cash flow from financing activities (C)</b>		<b>(167,256,973)</b>	<b>(155,304,136)</b>
<b>Net Increase/ Decrease in cash and cash equivalent (A+B+C)</b>		<b>(50,990,843)</b>	<b>65,970,127</b>
Cash and cash equivalents at beginning year		100,252,806	34,282,679
<b>Cash and cash equivalents at end of the period (*)</b>		<b>49,261,963</b>	<b>100,252,806</b>
<b>(*) Closing cash &amp; cash equivalent</b>			
Cash in hand (including foreign currency)		49,161,978	100,152,821
Balance with Bangladesh Bank and its agent banks		99,985	99,985
Balance with other bank's and financial institutions		-	-
		<b>49,261,963</b>	<b>100,252,806</b>

The annexed notes form an integral part of the cash flow statement.



**Jamuna Bank PLC.**  
**SCHEDULE OF FIXED ASSETS (ISLAMIC BANKING)**

As at 31 December 2025

Particulars	COST				Dep. Rate	DEPRECIATION				Written down as on 31.12.2025
	Balance as on 01.01.2025	Addition during the year	Adjustment	Balance as on 31.12.2025		Charged during the year	Adjustment	Balance as on 31.12.2025		
Furniture & Fixture	17,564,030		1,520,626	16,043,404	10%	570,184	-	10,869,884	5,173,520	
Equipment & Machinery	27,187,064		780,332	26,406,732	15%	812,529	-	22,498,565	3,908,167	
<b>As on 31.12.2025</b>	<b>44,751,095</b>	<b>-</b>	<b>2,300,958</b>	<b>42,450,137</b>		<b>1,382,713</b>	<b>-</b>	<b>33,368,450</b>	<b>9,081,687</b>	
<b>As on 31.12.2024</b>	<b>41,682,354</b>	<b>3,068,741</b>		<b>44,751,095</b>		<b>2,521,563</b>		<b>31,985,736</b>	<b>12,765,359</b>	

# Jamuna Bank PLC.

## NOTES TO THE FINANCIAL STATEMENTS (ISLAMIC BANKING)

For the year ended 31 December 2025

	31.12.2025 Taka	31.12.2024 Taka
<b>1. Cash in Hand</b>		
Local currency	49,161,978	100,070,921
Foreign currency	-	81,900
	<b>49,161,978</b>	<b>100,152,821</b>
<b>2. Balance with Bangladesh Bank and its Agent Bank</b>		
Local currency	99,985	99,985
Foreign currency	-	-
	<b>99,985</b>	<b>99,985</b>
<b>3. Balance with Other Banks and Financial Institutions</b>		
In Bangladesh	-	-
Outside Bangladesh	-	-
	-	-
<b>4. Investments</b>		
Investment, Murabaha, Bai-Muazzal etc. (Note: 4.1)	3,050,408,342	3,904,447,135
Bills Purchased (Note: 4.2)	57,741,915	133,661,858
	<b>3,108,150,256</b>	<b>4,038,108,993</b>
<b>4.1 Investment, Murabaha, Bai-Muazzal etc.</b>		
Bai-Muazzal	623,040,326	125,603,750
MPI trust receipt	82,548,455	291,369,643
Murabaha	252,439,982	232,267,331
HPSM-Staff	24,449,258	-
Hire Purchase	296,468,991	674,689,938
Retail credit	15,161,407	20,371,699
Employee car loan	11,274,160	6,090,741
Small and Medium Enterprise	1,745,025,763	2,554,054,033
	<b>3,050,408,342</b>	<b>3,904,447,135</b>
<b>4.2 Bills Purchased and Discounted</b>		
Payable in Bangladesh	57,741,915	133,661,858
Payable outside Bangladesh	-	-
	<b>57,741,915</b>	<b>133,661,858</b>
<b>4.3 Maturity-wise Classification of Investments</b>		
Repayable on demand	324,180,072	421,174,768
Not more than 3 months	1,023,513,879	1,329,749,291
Over 3 month but within 1 year	1,316,612,449	1,710,542,969
Over 1 year but within 5 years	332,261,262	431,673,851
More than 5 years	111,582,594	144,968,113
	<b>3,108,150,256</b>	<b>4,038,108,993</b>



		31.12.2025 Taka	31.12.2024 Taka
<b>4.4</b>	<b>Geographical Location wise Investments</b>		
	<b>a) Urban</b>	<b>% of total loan</b>	
	Dhaka Division	87.90%	2,732,196,456
	Chittagong Division	12.10%	375,953,800
		<b>100%</b>	<b>3,108,150,256</b>
<b>5.</b>	<b>Fixed Assets including Premises, Furniture &amp; Fixture</b>		
	Furniture & Fixture	5,173,520	7,264,330
	Equipments & Machineries	3,908,167	5,501,028
	<b>Details are shown in Annexure - J</b>	<b>9,081,687</b>	<b>12,765,358</b>
<b>6.</b>	<b>Other Assets</b>		
<b>i)</b>	Stationery, Stamps, Printing materials in stock etc.	204,683	311,042
<b>ii)</b>	Advance Rent	11,550,666	45,400
<b>iii)</b>	Profit Receivable	57,757,109	56,250,788
<b>iv)</b>	Security deposit	12,000	-
<b>v)</b>	Branch adjustment	9,057,241,554	2,905,842,782
<b>vi)</b>	Suspense account (Note: 6.1)	233,689	43,438
<b>vii)</b>	Others (Note: 6.2)	4,473,767	13,016,116
		<b>9,131,473,468</b>	<b>2,975,509,566</b>
<b>6.1</b>	<b>Suspense's Account</b>		
	Amount of Suspense's Account represents advances payments against various contracts.		
<b>6.2</b>	<b>Others</b>		
	Advance against insurance premium	295,303	-
	Misc. Asset	4,178,464	13,016,116
		<b>4,473,767</b>	<b>13,016,116</b>
<b>6.3</b>	<b>Non-income Generating Classification of Other Assets</b>		
	Stationery, Stamps, Printing materials in stock, etc.	204,683	311,042
	Advance Rent	11,550,666	45,400
	Interest receivable	57,757,109	56,250,788
	Security deposit	12,000	-
	Branch adjustment	9,057,241,554	2,691,285,307
	Misc. Asset	4,178,464	13,016,116
		<b>9,130,944,476</b>	<b>2,760,908,653</b>
<b>7.</b>	<b>Deposits and Other Accounts</b>		
	Al- Wadiah Current Accounts and other Accounts (Note: 7.2)	709,874,443	822,053,569
	Bills Payable (Note: 7.3)	52,885,180	201,136,098
	Mudaraba Savings Bank Deposits	316,082,890	322,685,382
	Mudaraba Term Deposits	10,013,497,013	4,443,294,348
	Mudaraba Short Notice Deposits	102,307,914	103,976,774
	Deposit under special Scheme	1,002,785,189	907,697,991
	Foreign Currency Deposit	8,638	7,442
		<b>12,197,441,267</b>	<b>6,800,851,604</b>
<b>7.1</b>	<b>As per following segregation</b>		
	Inter Bank Deposits	-	-
	Other Deposits	12,197,441,267	6,800,851,604
		<b>12,197,441,267</b>	<b>6,800,851,604</b>
<b>7.2</b>	<b>Al- Wadiah Current Accounts and Other Accounts</b>		
	Current deposit	188,528,424	172,508,135
	Sundry deposit	344,226,062	455,482,782
	Profit Payable	177,119,957	194,062,652
		<b>709,874,443</b>	<b>822,053,569</b>

		31.12.2025 Taka	31.12.2024 Taka
<b>7.3</b>	<b>Bills Payable</b>		
	DD payable	1,600	1,600
	P.O issued	52,883,580	201,134,498
		<b>52,885,180</b>	<b>201,136,098</b>
<b>7.4</b>	<b>Maturity Grouping of Deposit and Other Accounts</b>		
	Repayable on demand	1,585,667,365	884,110,709
	Repayable within 1 month	1,707,641,777	952,119,225
	Over 1 month but within 6 months	4,513,053,269	2,516,315,093
	Over 6 months but within 1 year	1,585,667,365	884,110,709
	Over 1 year but within 5 years	1,463,692,952	816,102,192
	Over 5 years but within 10 years	1,341,718,539	748,093,676
		<b>12,197,441,267</b>	<b>6,800,851,604</b>
<b>8.</b>	<b>Other Liabilities</b>		
	Interest suspense account	34,153,649	83,440,477
	Accrued profit on investment	59,446,383	232,914,600
	Branch adjustment	-	-
	Adjusting account credit	259,408	1,332,542
		<b>93,859,440</b>	<b>317,687,619</b>
<b>9.</b>	<b>Profit &amp; Loss Account</b>		
	Income		
	Profit, discount and similar income (Note: 10)	1,230,623,949	1,017,938,907
	Fess, Commission and Brokerage (Note: 9.1)	32,442,997	41,940,562
	Gain arising from dealing in foreign currencies (Note: 9.2)	2,933,393	1,894,570
	Other Operating Income (Note: 13)	33,874,435	7,649,835
		<b>1,299,874,773</b>	<b>1,069,423,874</b>
	Expenses		
	Profit and similar expenses (Note: 11)	1,038,363,976	817,073,624
	Administrative expenses (Note: 9.3)	83,670,795	81,979,495
	Other operating Expenses	10,631,150	8,747,555
	Depreciation on banking assets (Note: 18)	1,382,713	2,521,563
		<b>1,134,048,634</b>	<b>910,322,237</b>
	<b>Profit before tax &amp; provision</b>	<b>165,826,140</b>	<b>159,101,636</b>
<b>9.1</b>	<b>Commission &amp; Brokerage Income</b>		
	Commission	32,442,997	41,940,562
	Brokerage	-	-
		<b>32,442,997</b>	<b>41,940,562</b>
<b>9.2</b>	<b>Exchange Gain</b>		
	On foreign bill purchased	2,933,393	1,894,570
		-	-
		<b>2,933,393</b>	<b>1,894,570</b>
<b>9.3</b>	<b>Administrative Expenses</b>		
	Salary and allowances	69,126,675	66,428,444
	Rent, taxes, insurance, electricity, etc.	12,372,257	12,556,723
	Legal expenses	239,561	402,835
	Postage, stamps, telecommunication, etc.	777,096	811,316
	Stationery, Printings, Advertisements, etc.	739,983	1,175,660
	Repairs and maintenance of bank's assets	415,223	604,518
		<b>83,670,795</b>	<b>81,979,495</b>



		31.12.2025 Taka	31.12.2024 Taka
<b>10.</b>	<b>Investment Income</b>		
	Profit on Investment (Note: 101)	434,541,406	441,630,213
	Profit on deposit to other bank / Financial Inst.	-	-
		<b>434,541,406</b>	<b>441,630,213</b>
	Profit received on JBPLC General account	796,082,543	576,308,694
		<b>1,230,623,949</b>	<b>1,017,938,907</b>
<b>10.1</b>	<b>Profit on Investment (Loan &amp; Advances)</b>		
	Profit on Bai-Muazzal (General/Com./others)	273,606,890	347,079,058
	MPI Trust Receipt	37,191,371	13,134,732
	Profit on Murabaha (Import)	4,798,017	1,608,618
	Profit on PIF	17,983,751	-
	Profit on PAD/MIB	10,858,848	11,409,136
	Profit on SME finance	10,148,995	10,580,603
	Profit on employee car loan	440,240	316,962
	Profit on Hire Purchase	79,513,294	57,501,104
		<b>434,541,406</b>	<b>441,630,213</b>
<b>11.</b>	<b>Profit paid on Deposit &amp; Borrowings etc</b>		
	Profit paid on deposits (Note: 111)	1,018,271,355	797,191,680
	Profit paid on borrowing from BB	174,138	65,694
		<b>1,018,445,493</b>	<b>797,257,374</b>
	Profit paid on JBPLC General account	19,918,484	19,816,250
		<b>1,038,363,976</b>	<b>817,073,624</b>
<b>11.1</b>	<b>Profit Paid on Deposits</b>		
	Profit paid on Mudaraba Savings Deposit	2,101,346	6,998,940
	Profit paid on Mudaraba Short Notice Deposit	1,001,730	13,631,200
	Profit paid on Mudaraba Term Deposit	747,553,899	715,202,191
	Profit paid on Scheme Deposit	267,614,380	61,359,348
		<b>1,018,271,355</b>	<b>797,191,680</b>
<b>12.</b>	<b>Commission, Exchange &amp; Brokerage Income</b>		
	Commission	32,442,997	41,940,562
	Exchange gain (Note: 9.2)	2,933,393	1,894,570
		<b>35,376,390</b>	<b>43,835,132</b>
<b>13.</b>	<b>Other Operating Income</b>		
	Charges on clearing returned & house	127,844	71,261
	Service charge	1,225,534	1,382,784
	Postage charges recovery	116,129	82,930
	Written off loan recovered	25,088,601	13,700
	Telephone, telex & e-mail	1,012,800	1,092,200
	Documentation/ Processing Charge	-	41,864
	Cheque Issuance Fees	53,800	130,975
	Other receipts	6,249,727	4,834,121
		<b>33,874,435</b>	<b>7,649,835</b>
<b>14.</b>	<b>Salary and Allowances</b>		
	Basic Salary	31,936,741	28,551,096
	Allowances	35,902,508	35,046,548
	Salary Casual Staff	1,287,426	2,830,800
		<b>69,126,675</b>	<b>66,428,444</b>

		31.12.2025 Taka	31.12.2024 Taka
<b>15.</b>	<b>Rent, Taxes, Insurance, Electricity, etc.</b>		
	Rent	9,736,975	9,578,488
	Insurance expenses (Note: 15.1)	855,151	927,816
	Electricity bill	1,462,481	1,658,487
	WASA & Gas Bill	128,355	173,382
	Generator fuel	189,295	218,549
		<b>12,372,257</b>	<b>12,556,723</b>
<b>15.1</b>	<b>Insurance Expenses</b>		
	On Cash on transit, Cash in safe & Cash on counter	539,130	796,701
	Vehicle	316,021	131,115
		<b>855,151</b>	<b>927,816</b>
<b>16.</b>	<b>Postage, Stamps, Telecommunication etc.</b>		
	Postage Charges	54,349	54,502
	Online/ VSAT Charges	107,900	137,400
	Tele communication	614,847	619,414
		<b>777,096</b>	<b>811,316</b>
<b>17.</b>	<b>Stationery, Printing and Advertisements etc.</b>		
	Office stationery	353,595	371,284
	Printing stationery	81,809	316,347
	Security stationery	204,947	393,589
	Advertisement		
	Ribbon, Diskette, Cable etc.	99,632	88,990
	Software maintenance		5,450
		<b>739,983</b>	<b>1,175,660</b>
<b>18.</b>	<b>Depreciation and Repairs and Maintenance of Assets</b>		
	Repair, renovation & maintenance	415,223	604,518
	Depreciation	1,382,713	2,521,563
		<b>1,797,936</b>	<b>3,126,081</b>
<b>19.</b>	<b>Other Expenses</b>		
	Security services	3,451,677	3,321,778
	Entertainment	684,650	724,873
	Car expenses	5,125,321	3,938,822
	Subscription	2,000	7,000
	Business development	10,000	-
	Books, newspaper & magazine	78,898	13,919
	Traveling expenses	405,408	103,604
	Conveyance, labour charges	248,377	342,140
	Liveries and uniform	40,448	39,212
	Drinking Water	17,438	14,905
	Sanitation & cleaning	60,212	31,565
	Photograph & photocopy	2,563	5,896
	Cash carrying / remit. charge	1,500	-
	Sundry expenses	502,658	203,841
		<b>10,631,150</b>	<b>8,747,555</b>