


Jamuna Bank PLC's AGM Operational Manual



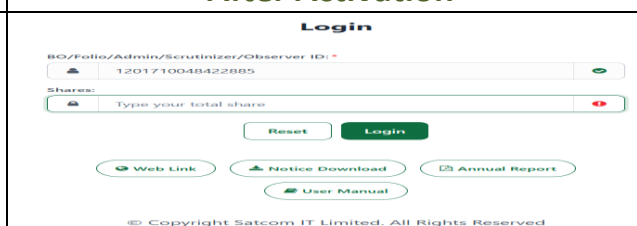





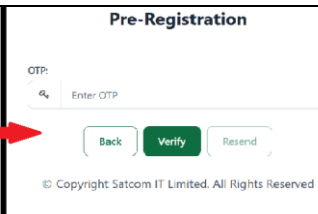




Virtual AGM & e-voting system with this simple step for Shareholder:


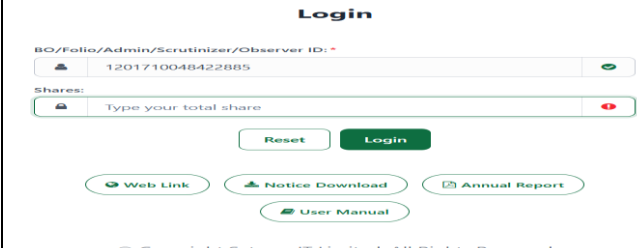
Supported Browser: Latest version of


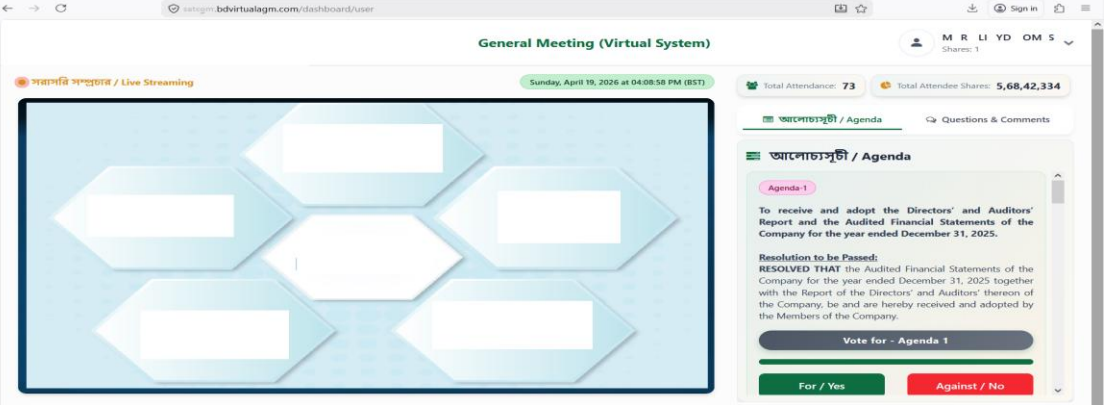
Google Chrome , Microsoft Edge , Opera , Safari , Mozilla Firefox 

Supported Device: Laptop, Desktop, Tab, Mobile (android/ iPhone)

 <p>Step - 1</p>	<p>Log in to the link-</p> <p>https://jamunabank.bdvirtualagm.com</p>
--	--

 <p>Step - 2</p>	<p>Log on Interface</p> <table border="1"> <tr> <th style="text-align: center;">Before Activation</th> <th style="text-align: center;">After Activation</th> </tr> <tr> <td></td> <td></td> </tr> </table>	Before Activation	After Activation		
	Before Activation	After Activation			
					
<p>Pre Registration</p> <p>As per directive No. BSEC/CMRRCD/2009-193/08 dated 10 March 2021, Shareholders who would like to join the meeting and casting the votes may pre-register themselves by putting their BO/Folio ID and their registered e-mail address/mobile number 24 hours before the AGM.</p> <p>Pre Registration:</p> <ol style="list-style-type: none"> Click Pre Registration button then Type 16 digit BO number* Click Send OTP button then Type OTP Number Click Verify button 	<table border="1"> <tr> <th style="text-align: center;">Pre-Registration</th> <th style="text-align: center;">Pre-Registration</th> </tr> <tr> <td></td> <td></td> </tr> </table>	Pre-Registration	Pre-Registration		
Pre-Registration	Pre-Registration				
					


 <p>Step - 3</p>	<p>Login screen:</p> <ol style="list-style-type: none"> Type 16 digit BO number or Folio number* Click Next button then Type Number of Share(s) as on record date* Click Login button 	
--	--	--

 <p>Step - 4</p>	<p>Shareholders can see:</p> <ol style="list-style-type: none"> Live Streaming, b) Total attendance (Number of Shareholders with Total Shares), Agenda & Agenda wise voting result d) Question & Comments. 	
	<small>© Copyright Satcom IT Limited. All Rights Reserved</small>	

Step - 5

Shareholders can do:
 Shareholders can **vote** (Yes / No) for any Agenda
 Click on **Green** Button for **For/ Yes** or
 Click on **Red** Button for **Against/ No**

Step - 6

Shareholders can do:
 Shareholder can submit **Question or Comments**.
 Type your **Question or Comments** (English or Bangla) then
 Click **Send**  Button.

Step - 7

Shareholders can download & Logout:
 Shareholder can **download Annual Report, Notice, User Manual** & can see **company's web site** and
 Shareholder can **Logout** the AGM & e-voting system
 Click down arrow at right corner then
 Click **Web Link** or
 Click **Notice Download** or
 Click **Annual Report** or
 Click **Logout**